

CITY OF BOULDER

AGENDA CITY COUNCIL MEETING MONDAY, OCTOBER 16, 2023 6:30 p.m. at City Hall

**The public is encouraged to participate in person,
or via Zoom at:**

<https://zoom.us/j/3147501763>

Meeting ID: 314 750 1763

To join Zoom via traditional phone only:

Dial 1-646-558-8656, enter 314 750 1763 followed by the # key

When asked for participant ID, press # key

THE COUNCIL WELCOMES AND ENCOURAGES PUBLIC COMMENT. ANYONE WISHING TO ADDRESS THE COUNCIL IS ENCOURAGED TO DO SO WITH THESE STIPULATIONS:

For comments pertinent to items being discussed during THIS MEETING, members of the public will be afforded an opportunity to address the council on every matter coming before the council immediately in advance of the vote and in accordance with established Council Rules of Procedure.

1. **The Mayor or Council may limit the amount of time for comments if they become extensive.**
2. **If the speaker begins to infringe on the right to privacy of another, the Mayor or Council may interrupt and end the comments on that issue.**
3. **These comments must be pertinent to the topic under consideration. There is an opportunity for open comments at the end of the meeting.**

- **Open Meeting Call to Order**
- **Pledge of Allegiance**
- **Roll Call**
- **Approval of Minutes of the Previous Meeting(s)**
9/18/2023 Council Meeting
- **Approval of Agenda**
- **Requests of elected city officials for absences exceeding 10 days or participation by telecommunications.**
- **Communication for Public Record (Ex parte Communications)**
- **Constituent issues-reports from the Mayor and Council members**
- **Consent Agenda to include:**
 - Mayor Report
 - Ambulance Report
 - Fire Report
 - Public Works Report
 - City Court/Sheriff Reports
 - City Attorney Report
 - Community Improvement Coordinator Report

304 North Main Street
P.O. Box 68
Boulder, Montana 59632

(406) 225-3381 phone
(406) 225-9498 FAX

CITY OF BOULDER

- Reports from Clerk
 - Cash/Bank Reconciliation, September 2023
 - Statement of Revenue Budget vs Actual, September 2023
 - Statement of Expenditure Budget vs Actual, September 2023
 - Utility Billing Adjustments, Charges, Receipts, Delinquent Accounts for September 2023
 - Ambulance Write-offs & Collections for September 2023
- **Correspondence:**
- **Committee Reports**
 - Planning Board
 - Chamber of Commerce
 - Cemetery Advisory Committee
 - Finance/Investment Committee
- **Old Business**
 1. Update Fee Schedule continued
- **New Business**
 1. Morrison-Maierle discussion on water system improvements design and construction scope and fee
 2. Discussion & determination on Resolution #2023-13 General Election for City Council Members will not be held
 3. Discussion & determination on Tree Advisory Board being part of Planning Board duties
 4. Discussion & determination on writing a new or updating the existing Tree Ordinance
 5. Discussion & determination on State of Montana 457 (b) Deferred Compensation Plan
 6. Discussion & possible determination on Sheridan Street
 7. Discussion & possible determination on childcare recommendations for Southwest Montana Youth Partners, Inc.
 8. Approval of City record destruction request

Unscheduled Matters

Note: An item that is NOT listed on the agenda for the current meeting may be discussed during the session at the discretion of the presiding officer. However, the purpose of such discussion shall be to decide whether to schedule the item for discussion and vote on a subsequent agenda. The Council shall decide on no item of significant interest to the public without prior notice to the public as a scheduled Council agenda item.

- **Open Public Comment**
- **Authorization to pay bills**
- **Council Agenda suggestions for the next meeting to be held on Monday, November 20, 2023, at 6:30 p.m.**
- **Adjournment**

CITY OF BOULDER
P.O. BOX 68
BOULDER, MONTANA 59632
CITY COUNCIL MEETING MINUTES
MONDAY, September 18, 2023

CALL TO ORDER:

Mayor Giulio called the meeting to order at 6:30 p.m. followed by the Pledge of Allegiance.

ROLL CALL:

Elected officials present: Russell Giulio, Drew Dawson, Patricia Lewis, Gyle Nix, and Mike Taylor (by Zoom.)

Others participating: Megan McCauley (*City Clerk*), Jack Trethewey (*ambulance director*)

APPROVAL OF MINUTES OF PREVIOUS MEETING:

The minutes from the 8/21/2023 Council Meeting – Dawson moved, Lewis seconded, carried with 4 aye votes. Final Budget Public Hearing from 9/11/2023 – Dawson moved, Lewis seconded, carried with 4 aye votes

APPROVAL OF AGENDA: Dawson made a motion to approve the agenda with modification moving New Business #3 to item #1 Nix seconded, carried with 4 aye votes.

REQUESTS OF ELECTED CITY OFFICIALS FOR ABSENCES EXCEEDING 10 DAYS OR PARTICIPATION BY TELECOMMUNICATION: Nix will be out September 20 until October 12, 2023. Approved

COMMUNICATION FOR PUBLIC RECORD (Ex parte): None.

CONSTITUENT ISSUES-REPORTS FROM THE MAYOR AND COUNCIL MEMBERS: None.

CONSENT AGENDA TO INCLUDE:

- Mayor Report – None.
- Ambulance Report - Received.
- Fire Report – Received.
- Public Works Report – Wortman was not able to attend the meeting.
- City Court Report – Received.
- City Attorney Report – Received.
- Finance/Investment Report – None.
- Community Improvement Coordinator Report – None.
- Reports from Clerk
 - Cash/Bank Reconciliation, August 2023
 - Statement of Revenue Budget vs Actual, August 2023
 - Statement of Expenditure Budget vs Actual, August 2023
 - Utility Billing Adjustments for August 2023
 - Ambulance Write-offs & collections for August 2023

Dawson made a motion to approve the Consent Agenda. Nix seconded the motion and the motion carried with 4 aye votes.

CORRESPONDENCE:

COMMITTEE REPORTS:

- **Planning Board:** LaDana Hintz stated the Board met on 9/11/2023 two main discussions were the Tree Board and Tree Board Duties. There is a need for a Tree Board, the Planning Board is recommending that the City Council consider having the Planning Board serve as the Tree Board for the City. Recommend that the City Council start performing duties that are outlined in the ordinance. Next meeting October 2nd at 6:30 PM.
- **Chamber of Commerce:** Lewis reported that the annual membership meeting is October 7 at 5 PM, then community and social until 6:30 PM. Next event will be in November for the Holiday Bizarre
- **Cemetery Advisory Committee:** Lewis reported that the advisory committee is ready to make policy/procedures for the columbarium with the City Staff
- **Finance/Investment Committee:** Taylor reported that Mike Blakeley will have more time to have meetings and they will schedule one to address this.

OLD BUSINESS:

1. Fee Schedule – discussing and determining Pool Fees. Lewis motioned to approve the pool fees as presented, Nix seconded. Carried with 4 aye votes.

NEW BUSINESS:

1. Morrison-Maierle update – Elly Schmeltzer reported that there was progress with the test well. 102' well, hit water at 15' and high reasoning that we will have a high yielding water well. Very optimistic. DEQ review ahead of us for the well itself. The funding agency have several requirements which might put us back a bit. Hoping to have a bid for the project early next year.
 - Task order amendments, attachments given. Miscellaneous, Throwing Dice, Jefferson High School and Family Dollar were all discussed. The developer is responsible for the charges. Lewis made a motion to approve both task orders as presented, Nix seconded. Carried with 4 aye votes
2. Ambulance MOU – Jack updated that he doesn't know about the original bid. Dodge chaste was having temperature issues so they wanted to switch to a Ford. Which would change the match to the value presented.
Dawson moved that we sign the MOU, Lewis seconded. Carried with 4 aye votes
3. Betty DeMers-Hering, Sheridan Road – Betty reported that in 2006, she bought the property from Mr. Hoffler (sp?). She paid off her land in 2020, she decided to build a garage and when measuring for said garage, she noticed that she needed 40' so she had her land surveyed. She showed the survey. She gave options to what can be done to “right the situation”
 - Mayor reported that Betty put together a really nice packet that was easy to understand. He also stated that he can't make decisions on his own, therefore, it needed to come to council and that he wants them to do something.
 - Johnathan Reese reported he surveyed the property in 2011 and again this year. Reese reports that they County knew there were errors in 1970s because of the section line with the Warner Edition and the Parsons Edition. Reese states that the surveyor in the 70s didn't do his research and that he found where it should have been set. He states that shifting the road would resolve the issue.
 - Mac Smith, Betty's attorney, stated that Betty has been a life-long citizen of Boulder and this ordeal has been really hard on her. He talks of the 40 foot right-of-

way and there's a 20 foot encroachment onto her property. He states that the City deeded the property to Hoffer in 1995 under warranty. He listed proposals, and that the City said no, there's a prescriptive easement, there's 6 elements – two of which, he states can't be made 1. Open and notorious and 2. Constructed

- Ed Guza states that he has taken a look at the conflict of interest and the Mayor does not have one, additionally he does not vote on the matter. He stated that he went out and looked at the place and read the letter, he wants them to know that we are looking at alternatives and the impact that there will be not only on Betty but neighbors and the community. Wants to know what specifically all Betty wants.
 - Betty wants the road moved and the encroachment from the phone company to be fixed. Also, attorney and surveyor fees paid.
 - Dawson moved that the Mayor, the City Clerk and the Public Works Department to come up with a feasibility study to move the road where it will be noticed for neighbors and the others affected can give comments at the October 16, 2023 meeting. Nix seconded.
 - Cheryl Haasaker wants to know why a land owner would have to ask the City for their land back when it is their land.
 - Bear Taylor pointed out that this isn't just a problem in Boulder, it's a state wide problem. These roads have been established 100 years ago, the reason why they have to ask is because there are costs associated with moving roads and there are prescriptive easement laws in place because it does cost money and established roads are costly to replace. He doesn't say this is what going to happen here, just wanted to make that clear.
 - Mayor reported there's a motion on the floor. All 4 ayes in favor
 - This will be addressed at the next meeting in October
4. Approval of City record destruction request – Dawson moved for approval of record destruction request. Lewis seconded. Motion passed with 4 aye votes.

UNSCHEDULED MATTERS:

OPEN PUBLIC COMMENT:

AUTHORIZATION TO PAY BILLS: The bills were presented for payment authorization using checks #17309-17347 in the amount of \$37,041.66, and ACH payments #99777-99785 the amount of \$24,147.53 for a total of \$61,189.19. Taylor made a motion to approve the bills and payments as presented. Nix seconded the motion and the motion carried with 4 aye votes.

COUNCIL AGENDA SUGGESTIONS TO THE MAYOR FOR THE NEXT MEETING:

Tree Board
Betty DeMers Hering
General Election

ADJOURNMENT: With no further business, the meeting was adjourned at 7:23 p.m. The next regularly scheduled meeting will be held on Monday, October 16, 2023, at 6:30 p.m.

DATE: _____

Mayor

SEAL

Attest: _____
City Clerk

DRAFT

Boulder Ambulance Report September 2023

Service Statistics Since April

Personnel
Vehicles
Equipment
Training

New Members = 3, Reactivated Members = 2

Ambulance #1 is currently being repaired by the City Shop-Have a free loaner from JVEMSR

AARPA funded equipment is on order or received-Still supply chain issues in the EMS world

EMT Class started October 2 - 2 current members & 1 from Basin for skills

Incidents in Our Area Month to Month Comparison

	Total	Boulder		St. Pete's	Al	JCSO
		Billable	No Bill			
April	23	2	7	11	2	1
May	16		11	5	0	0
June	18	2	9	7	0	0
July	28	6	17	5	0	0
August	30	7	14	8	1	0
September	24	3	14	9	0	0

Boulder Ambulance Incidents

Date	Call #	Description	Billing Status
9/2/23	8480	Cancelled before response	No
9/4/23	8570	Lift Assist	No
9/6/23	8616	Tazer Deployment	No
9/8/23	8673	MVC I-15 Refusal	No
9/9/23	8744	Hip Pain - Passed to St. Pete's	No
9/13/23	8856	Difficulty Breathing - QRU - Passed to St. Pete's	No
9/14/23	8887	Lift Assist	No
9/15/23	8918	Gas Leak - FD Assist	No
9/17/23	9007	Gas Leak - FD Assist - Unused line nicked	No
9/18/23	9022	Shortness of Breath - Basin to St. James	Billed
9/20/23	9089	Blood draw from Traffic Stop	No
9/20/23	9098	Possible CVA - Hwy. 69 to St. Pete's	Billed
9/21/23	9114	Good Intent fire call	No
9/23/23	9187	Person Collapsed Up on arrival - Refused	No
9/27/23	9294	Altered Mental Status to St. Pete's	Billed
9/30/23	9386	Deceased on scene	No
9/30/23	9393	Deceased on arrival	No

Handled by St. Peter's or A-1

9/2/23	8489	Possible Blood Clot Jail - NO Transpprt	No
9/3/23	8526	Possible CVA	Billable
9/3/23	8543	Lift Assist	No
9/6/23	8620	Bleeding Resused	No
9/9/23	8744	Possible Hip Injury (See Above)	Billable
9/13/23	8856	Difficulty Breathing (See Above)	Billable
9/24/23	9202	Chest Pain	Billable
9/24/23	9208	Cancelled Enroute	No
9/29/23	9354	Jail call Transported	Billable

Boulder Volunteer Fire Department
Boulder City Council Report
September 2023

Activities & Incidents Report

Meeting Activities

<u>Date</u>	<u>Activity</u>	<u>Hours/Attendance</u>
9/7/23	Business Meeting	1 (8)

Training & Community Activities

<u>Date</u>	<u>Activity</u>	<u>Hours/Attendance</u>
9/21/23	Truck Ops	2 (4)
9/15/23	Traffic Control	1 (3)

Incidents

<u>Date</u>	<u>Type</u>	<u>Location</u>	<u>Units</u>	<u>Crew</u>
9/8/23	MVA	I 15 MM 166	3211	3
9/17/23	Gas Leak	402 N Monroe	3311	1
9/21/23	Smoke in the Area	400 Thomspen	POV	1

Prepared by:
Amanda Cochran, Secretary
10/5/23

Monthly Activity Report

October 2023

Citations and Non-Citations By Issued Date

Financial Type: Fines and Fees

Citations	Last Month	This Month	Change	Last YTD	This YTD	Change
45-5	0	0	0	1	0	-1
45-7	0	0	0	1	0	-1
45-8	1	0	-1	5	4	-1
DRUG OFFENSES	0	0	0	2	0	-2
DUI	0	0	0	2	2	0
Miscellaneous	0	0	0	1	4	3
PARTNER/FAMILY MEMBER ASSAULT	0	0	0	1	0	-1
SPEEDING	1	0	-1	6	5	-1
TRAFFIC	3	0	-3	32	20	-12
Totals:	5	0	-5	51	35	-16
Non-Citations						
45-5	0	0	0	2	0	-2
TRAFFIC	0	0	0	6	0	-6
Totals:	0	0	0	8	0	-8
Fines and Fees						
Court Costs	0.00	0.00	0.00	0.00	0.00	0.00
Fine	0.00	90.00	90.00	3,825.00	3,152.50	(672.50)
Law Enforcement Academy	0.00	10.00	10.00	320.00	221.18	(98.82)
Misdemeanor Surcharge	0.00	15.00	15.00	480.00	306.76	(173.24)
Overdue Processing Late Fee	0.00	0.00	0.00	0.00	1.00	1.00
Technology Surcharge	0.00	10.00	10.00	300.00	201.18	(98.82)
Victim Restitution	0.00	0.00	0.00	0.00	37.50	37.50
Victim Witness Admin Fee	0.00	0.00	0.00	4.00	1.12	(2.88)
Victim Witness Surcharge	0.00	0.00	0.00	196.00	54.76	(141.24)
Totals:	\$0.00	\$125.00	\$125.00	\$5,125.00	\$3,976.00	\$(1,149.00)



Office of the
SHERIFF / CORONER
JEFFERSON COUNTY
P.O. Box 588 Boulder, Montana 59632
Phone (406) 225-4075 Fax (406) 225-4145



Sheriff Tom A Grimsrud

Undersheriff James Everett

City of Boulder Calls

Printed on October 1, 2023

[CFS Date/Time] is between '2023-09-01 00:00:00' and '2023-09-30 23:59:59' and [Zone->Zone] contains 'Boulder'

CFS Date/Time	Descriptions	Disposition
911 Hang Up		
09/08/23 09:37:31	911 Hang Up	Information
09/20/23 10:04:01	911 Hang Up	Handled By Officer / Deputy
09/06/23 09:36:07	911 Hang Up	Information
09/03/23 18:26:09	911 Hang Up	Handled By Officer / Deputy
911 Hang Up Total: 4		
911 Misdial		
09/12/23 21:28:28	911 Misdial	Information
911 Misdial Total: 1		
911 Open Line		
09/03/23 16:38:24	911 Open Line; Medical	Patient Treated, Transported by EMS
09/03/23 11:41:42	911 Open Line	Information
09/03/23 13:34:59	911 Open Line	Handled By Officer / Deputy
911 Open Line Total: 3		
Abandoned Vehicle		
09/15/23 12:13:23	Abandoned Vehicle	Handled By Officer / Deputy

CFS Date/Time	Descriptions	Disposition
09/05/23 08:37:23	Abandoned Vehicle	Information
Abandoned Vehicle Total: 2		
Abuse		
09/06/23 21:08:47	Abuse	Report Taken
Abuse Total: 1		
Administrative		
09/27/23 08:55:13	Administrative	Handled By Officer / Deputy
Administrative Total: 1		
Agency Standby		
09/15/23 14:34:02	Agency Standby	Standby-Public Safety, Fire, or EMS
09/08/23 18:30:07	Agency Standby	Standby-Public Safety, Fire, or EMS
09/09/23 09:57:33	Agency Standby	Standby-Public Safety, Fire, or EMS
Agency Standby Total: 3		
Animal		
09/11/23 14:30:31	Animal	Handled By Officer / Deputy
09/20/23 16:16:00	Animal	Assignment Completed/Settled by Phone
09/02/23 19:10:23	Animal	Handled By Officer / Deputy
09/03/23 15:59:18	Animal	Handled By Officer / Deputy
09/28/23 18:54:54	Animal	Information
09/28/23 09:47:08	Animal	Assignment Completed/Settled By Contact

CFS Date/Time	Descriptions	Disposition
09/15/23 13:17:00	Animal	Handled By Officer / Deputy
09/11/23 16:32:11	Animal	Handled By Officer / Deputy
Animal Total: 8		
Animal-Vicious Dog		
09/01/23 13:34:12	Animal-Vicious Dog	Handled By Officer / Deputy
Animal-Vicious Dog Total: 1		
Assault		
09/21/23 16:15:37	Assault	Handled By Officer / Deputy
09/06/23 09:58:18	Assault	Report Taken
Assault Total: 2		
Burglar Alarm		
09/17/23 05:47:41	Burglar Alarm	Handled By Officer / Deputy
Burglar Alarm Total: 1		
Citizen Assist		
09/30/23 08:32:19	Citizen Assist	Handled By Officer / Deputy
09/15/23 23:05:22	Citizen Assist	Handled By Officer / Deputy
09/24/23 17:14:47	Citizen Assist	Handled By Officer / Deputy
09/16/23 08:42:29	Citizen Assist	Handled By Officer / Deputy
09/26/23 11:19:24	Citizen Assist	Handled By Officer / Deputy
09/04/23 16:26:43	Citizen Assist	Assignment Completed/Settled by Phone

CFS Date/Time	Descriptions	Disposition
09/11/23 12:10:59	Citizen Assist	Handled By Officer / Deputy
09/29/23 08:07:25	Citizen Assist	Handled By Officer / Deputy
09/28/23 03:15:19	Citizen Assist	Information
09/08/23 22:19:30	Citizen Assist	Handled By Officer / Deputy
09/29/23 12:14:38	Citizen Assist	Handled By Officer / Deputy
09/27/23 11:12:54	Citizen Assist	Civil
Citizen Assist Total: 12		
Civil		
09/19/23 09:45:11	Civil	Civil
09/19/23 09:21:57	Civil	Civil
09/29/23 09:12:50	Civil	Gone On Arrival (GOA)/Unable to Locate
09/06/23 10:46:05	Civil	Handled By Officer / Deputy
09/06/23 13:41:01	Civil	Gone On Arrival (GOA)/Unable to Locate
09/08/23 14:47:41	Civil	Handled By Officer / Deputy
09/19/23 10:17:21	Civil	Civil
09/19/23 10:01:13	Civil	Civil
Civil Total: 8		

CFS Date/Time	Descriptions	Disposition
Civil Standby		
09/02/23 17:25:57	Civil Standby	Handled By Officer / Deputy
09/16/23 08:30:00	Civil Standby	Handled By Officer / Deputy
Civil Standby Total: 2		
County Attorney Request		
09/12/23 11:18:44	County Attorney	No Report Taken
09/20/23 15:18:42	County Attorney	No Report Taken
09/12/23 18:45:57	County Attorney	No Report Taken
09/20/23 12:25:50	County Attorney	No Report Taken
09/20/23 15:24:25	County Attorney	No Report Taken
09/20/23 12:09:05	County Attorney	No Report Taken
09/20/23 12:32:01	County Attorney	No Report Taken
09/25/23 13:44:26	County Attorney	No Report Taken
09/20/23 12:38:25	County Attorney	No Report Taken
County Attorney Request Total: 9		
Criminal Mischief		
09/06/23 13:53:04	Criminal Mischief	Gone On Arrival (GOA)/Unable to Locate
09/17/23 08:11:10	Criminal Mischief	Handled By Officer / Deputy
Criminal Mischief Total: 2		

CFS Date/Time	Descriptions	Disposition
Custodial Interference		
09/30/23 16:28:31	Custodial Interference	Handled By Officer / Deputy
Custodial Interference Total: 1		
Death		
09/30/23 15:13:17	Death; Medical	Report Taken
Death Total: 1		
Domestic Non-Violent		
09/26/23 19:01:04	Domestic Non-Violent	Arrest
Domestic Non-Violent Total: 1		
Domestic Violent		
09/12/23 19:46:41	Domestic Violent	Information
Domestic Violent Total: 1		
Duplicate Call		
09/16/23 19:47:52	Duplicate Call	Cancelled - Duplicate Call
Duplicate Call Total: 1		
Extra Patrol		
09/08/23 10:16:47	Extra Patrol	Information
Extra Patrol Total: 1		
Fight		
09/01/23 15:15:02	Fight; Transport	Transport Given
Fight Total: 1		
Found Property		
09/24/23 00:15:12	Found Property	Handled By Officer / Deputy
09/14/23 11:43:29	Found Property	Handled By Officer / Deputy

CFS Date/Time	Descriptions	Disposition
09/02/23 17:57:55	Found Property	Handled By Officer / Deputy
Found Property Total: 3		
Fraud		
09/13/23 13:52:55	Fraud	Handled By Officer / Deputy
09/27/23 12:21:44	Fraud	Handled By Officer / Deputy
Fraud Total: 2		
Gas Leak/Odor		
09/15/23 09:51:16	Gas Leak/Odor	Referred to Other Agency
09/17/23 14:45:05	Gas Leak/Odor	False Alarm
Gas Leak/Odor Total: 2		
Harassment		
09/11/23 18:05:50	Harassment	Handled By Officer / Deputy
09/09/23 10:07:34	Harassment; Neighbor	Assignment Completed/Settled By Contact
Harassment Total: 2		
MDC/IBC Notifications		
09/01/23 11:48:46	MDC/IBC Notifications	Handled By Officer / Deputy
09/01/23 12:08:16	MDC/IBC Notifications	Handled By Officer / Deputy
MDC/IBC Notifications Total: 2		
Medical		
09/29/23 11:35:33	Medical	Patient Treated, Transported by EMS
Medical Total: 1		

CFS Date/Time	Descriptions	Disposition
Medical ALS		
09/24/23 06:13:02	Medical ALS	Patient Treated, Transported by EMS
09/30/23 10:01:24	Medical ALS; Death	Report Taken
09/23/23 17:40:08	Medical ALS	Patient Refused Evaluation/Care
09/09/23 07:11:22	Medical ALS	Patient Treated, Transported by EMS
Medical ALS Total: 4		
Medical BLS-RED		
09/02/23 16:04:43	Medical BLS-RED	Patient Refused Evaluation/Care
09/24/23 11:59:41	Medical BLS-RED	Patient Refused Evaluation/Care
09/13/23 06:26:52	Medical BLS-RED	Patient Treated, Transported by EMS
Medical BLS-RED Total: 3		
Medical BLS-YEL		
09/06/23 11:58:56	Medical BLS-YEL	Patient Treated, Released (Without Transport)
09/14/23 04:41:26	Medical BLS-YEL	Patient Evaluated, No Treatment/Transport
Medical BLS-YEL Total: 2		
Motor Vehicle Accident-Non Injury		
09/18/23 01:08:09	Motor Vehicle	Handled By Officer / Deputy
09/12/23 13:48:22	Motor Vehicle	Handled By Officer / Deputy
09/13/23 16:45:29	Motor Vehicle	Handled By Officer / Deputy
Motor Vehicle Accident-Non Injury Total: 3		

CFS Date/Time	Descriptions	Disposition
Neighbor Dispute		
09/16/23 11:34:15	Neighbor Dispute	Citation Issued
Neighbor Dispute Total: 1		
Protection Order Violation		
09/12/23 10:00:38	Protection Order	Report Taken
Protection Order Violation Total: 1		
Reckless Driver		
09/07/23 12:38:39	Reckless Driver	Referred to Other Agency
09/19/23 17:30:56	Reckless Driver	Handled By Officer / Deputy
09/16/23 19:45:26	Reckless Driver	Report Taken
Reckless Driver Total: 3		
Report Not Needed		
09/25/23 10:01:23	Report Not Needed	Handled By Officer / Deputy
Report Not Needed Total: 1		
Runaway		
09/05/23 21:33:05	Runaway	Handled By Officer / Deputy
Runaway Total: 1		
Shooting		
09/22/23 19:30:43	Shooting	Handled By Officer / Deputy
Shooting Total: 1		
Stranded Motorist		
09/19/23 23:52:57	Stranded Motorist	Information
Stranded Motorist Total: 1		

CFS Date/Time	Descriptions	Disposition
Suicide Threats		
09/27/23 09:06:31	Suicide Threats	Handled By Officer / Deputy
Suicide Threats Total: 1		
Suspicious Person		
09/25/23 18:14:39	Suspicious Person	Handled By Officer / Deputy
09/03/23 12:21:39	Suspicious Person	Gone On Arrival (GOA)/Unable to Locate
09/03/23 19:56:01	Suspicious Person	Handled By Officer / Deputy
09/03/23 23:58:46	Suspicious Person	Handled By Officer / Deputy
Suspicious Person Total: 4		
Suspicious Vehicle		
09/11/23 08:38:52	Suspicious Vehicle	Handled By Officer / Deputy
Suspicious Vehicle Total: 1		
Test Page		
09/18/23 17:57:00	Test Page	Information
09/20/23 17:57:00	Test Page	No Report Taken
09/25/23 17:57:00	Test Page	No Report Taken
09/26/23 17:57:00	Test Page	No Report Taken
09/05/23 10:50:02	Test Page	Information
Test Page Total: 5		
Traffic Hazard		

CFS Date/Time	Descriptions	Disposition
09/10/23 17:55:21	Traffic Hazard	Handled By Officer / Deputy
Traffic Hazard Total: 1		
Traffic Stop		
09/08/23 18:22:13	Traffic Stop	Citation Issued
09/20/23 14:45:57	Traffic Stop	Handled By Officer / Deputy
09/09/23 08:25:47	Traffic Stop	Warning issued (verbal or written)
09/09/23 21:21:04	Traffic Stop	Citation Issued
09/09/23 18:47:30	Traffic Stop	Warning issued (verbal or written)
09/05/23 08:07:43	Traffic Stop	Warning issued (verbal or written)
09/03/23 21:23:30	Traffic Stop	Warning issued (verbal or written)
Traffic Stop Total: 7		
Transport (Prisoner or Other)		
09/18/23 10:49:59	Transport (Prisoner or	Transport Given
Transport (Prisoner or Other) Total: 1		
Unauthorized Use Of a Vehicle		
09/04/23 10:02:29	Unauthorized Use Of a	Assignment Completed/Settled By Contact
Unauthorized Use Of a Vehicle Total: 1		
Vin Inspection		
09/28/23 13:12:32	Vin Inspection	Handled By Officer / Deputy
Vin Inspection Total: 1		
Warrant		

CFS Date/Time	Descriptions	Disposition
09/06/23 14:24:32	Warrant	Arrest
Warrant Total: 1		
Welfare Check		
09/27/23 19:06:57	Welfare Check; Medical	Patient Treated, Transported by EMS
09/25/23 15:23:36	Welfare Check	Handled By Officer / Deputy
Welfare Check Total: 2		
09/16/23 19:44:40		Cancelled - Duplicate Call
Total: 1		
Total Records: 126		

E.J. GUZA & ASSOCIATES
A PROFESSIONAL LAW CORPORATION

BOZEMAN WHITEHALL

Edward J Guza PC

25 Apex Drive
Suite A
Bozeman, 59718
jyulga@ejguzalaw.com
www.ejguzalaw.com
O: (406) 586-2228

INVOICE

Number	6324
Issue Date	10/6/2023
Due Date	11/6/2023
Matter	City of Boulder
Email	cityclerk@cityofbouldermt.com

Bill To:

City of Boulder
304 Noth Main Street
P.O. Box 68
Boulder, MT 59632
O: 406-225-3381

Time Entries

Time Entries	Billed By Hours		Sub
9/11/2023 Reviewed and revised easement.	Ed Guza	0.50	\$112.50
9/13/2023 Email to City; re: throwing dice.	Ed Guza	0.20	\$45.00
9/13/2023 Read correspondence on Hering matter; conducted initial research and email to client.	Ed Guza	1.80	\$405.00
9/13/2023 Answered question concerning council member; research and email to client.	Ed Guza	1.90	\$427.50
9/14/2023 Emails to client; email to opposing counsel on road issue.	Ed Guza	0.40	\$90.00
9/15/2023 Telephone call with client and revised motion and email to client.	Ed Guza	1.00	\$225.00

Time Entries	Billed By Hours		Sub
9/18/2023	Ed Guza	4.50	\$1,012.50
Attended Council meeting; travel back and forth to Bozeman.			
		10.30	\$2,317.50

Expenses

Expenses	Billed By	Price	Qty	Sub
Travel	Jessi Yulga	\$117.90	1.00	\$117.90
9/19/2023				
Round trip mileage for City meeting.				
Expenses Total:			1.00	\$117.90

Total (USD)	\$2,435.40
Paid	\$0.00
Balance	\$2,435.40
Total Outstanding	\$2,435.40

Trust Account Balance

Date	Item	Amount	Balance
10/10/2023	Current Balance		\$0.00

FW: A bill from Delli Bovi, Martin, and Reed, LLC

City Clerk <cityclerk@cityofbouldermt.com>

Mon 10/2/2023 9:06 AM

To:City of Boulder MT <cityofboulder@cityofbouldermt.com>

📎 3 attachments (8 KB)

powered-byclio.png; clio-border.png; lock.png;

From: Sam Martin <sam@sammartinlaw.com>

Sent: Monday, October 2, 2023 9:00 AM

To: City Clerk <cityclerk@cityofbouldermt.com>

Subject: A bill from Delli Bovi, Martin, and Reed, LLC

Delli Bovi, Martin, and Reed, LLC

Dear City of Boulder,

Your bill is ready. You can see your account summary below.

Thank you for your business.

Account summary

Amount due on Bill 1297 (Download)	\$2,878.50
Due date: 10/31/2023	

Total amount due	\$2,878.50
-------------------------	-------------------

[Pay online now](#)

The payment link will expire 90 days from receipt.

 Powered by Clio

CITY OF BOULDER
Cash/Bank Reconciliation
For the Accounting Period: 9/23

Fund/Account	Beginning Balance	Received	Transfers In	Disbursed	Transfers Out	Ending Balance
1000 GENERAL	417,022.07	51,278.65	0.00	15,817.31	0.00	452,483.41
101000 Cash - Operating	100.00	0.00	0.00	0.00	0.00	100.00
103000 Cash on Hand	417,122.07	51,278.65		15,817.31		452,583.41
Total Fund						
2190 COMPREHENSIVE LIABILITY	4,687.19	0.00	0.00	0.00	0.00	4,687.19
101000 Cash - Operating	4,687.19	0.00	0.00	0.00	0.00	4,687.19
2220 LIBRARY	3,701.58	0.00	0.00	477.29	0.00	3,224.29
101000 Cash - Operating	3,701.58	0.00	0.00	477.29	0.00	3,224.29
2250 SUBDIVISION FEES	6,313.07	1,367.25	0.00	1,828.50	0.00	5,851.82
101000 Cash - Operating	6,313.07	1,367.25	0.00	1,828.50	0.00	5,851.82
2260 EMERGENCY DISASTER	1,915.59	0.00	0.00	0.00	0.00	1,915.59
101000 Cash - Operating	1,915.59	0.00	0.00	0.00	0.00	1,915.59
2370 P.E.R.S. - EMPLOYER CONTRIBUTION	345.35	0.00	0.00	0.00	0.00	345.35
101000 Cash - Operating	345.35	0.00	0.00	0.00	0.00	345.35
2371 HEALTH INSURANCE - EMPLOYER CONTRIBUTION	456.16	0.00	0.00	0.00	0.00	456.16
101000 Cash - Operating	456.16	0.00	0.00	0.00	0.00	456.16
2386 WF DOC GRANTS	29.76	0.00	0.00	0.00	0.00	29.76
100000 CASH/INVESTMENTS	104,743.03	57.03	0.00	0.00	0.00	104,800.06
101000 Cash - Operating	104,772.79	57.03	0.00	0.00	0.00	104,829.82
Total Fund						
2752 Perpetual Care Expendable	49,329.87	150.87	0.00	401.66	0.00	49,079.08
101000 Cash - Operating	49,329.87	150.87	0.00	401.66	0.00	49,079.08
2760 Swimming Pool	24,023.00	0.00	0.00	1,264.67	0.00	22,758.33
101000 Cash - Operating	24,023.00	0.00	0.00	1,264.67	0.00	22,758.33
2810 POLICE PENSION & TRAINING (3RD CLASS CITIES)	8,698.40	0.00	0.00	0.00	0.00	8,698.40
101000 Cash - Operating	8,698.40	0.00	0.00	0.00	0.00	8,698.40
2820 OLD GAS TAX APPORTIONMENT	265,841.56	6,858.56	0.00	0.00	0.00	272,700.12
101000 Cash - Operating	265,841.56	6,858.56	0.00	0.00	0.00	272,700.12
2821 BARSAA GAS TAX HB 473	106,306.00	240.52	0.00	0.00	0.00	106,546.52
101000 Cash - Operating	106,306.00	240.52	0.00	0.00	0.00	106,546.52
2990 ARPA FUNDS	317,577.65	552.21	0.00	16,516.84	60,000.00	241,613.02
101000 Cash - Operating	317,577.65	552.21	0.00	16,516.84	60,000.00	241,613.02
4000 C.I.F. / FIRE DEPARTMENT CAPITAL IMPROVEMENT FUND	132,994.96	300.90	0.00	0.00	0.00	133,295.86
101000 Cash - Operating	132,994.96	300.90	0.00	0.00	0.00	133,295.86
101003 CASH - CD	33,799.96	0.00	0.00	0.00	0.00	33,799.96
101000 Cash - Operating	33,799.96	0.00	0.00	0.00	0.00	33,799.96
Total Fund	166,794.92	300.90				167,095.82
5210 WATER UTILITY	362,865.29	24,936.20	0.00	21,986.59	640.31	365,174.59
101000 Cash - Operating	362,865.29	24,936.20	0.00	21,986.59	640.31	365,174.59
5310 SEWER UTILITY	505,468.17	32,184.30	640.31	36,358.98	0.00	501,933.80
101000 Cash - Operating	505,468.17	32,184.30	640.31	36,358.98	0.00	501,933.80
102016 DEBT SERVICE RESERVE	107,912.00	0.00	0.00	0.00	0.00	107,912.00
102017 REPLACEMENT ACCOUNT	143,828.00	0.00	0.00	0.00	0.00	143,828.00
102017 REPLACEMENT ACCOUNT	757,208.17	32,184.30	640.31	36,358.98	0.00	753,673.80
101000 Cash - Operating	757,208.17	32,184.30	640.31	36,358.98	0.00	753,673.80
Total Fund						
5310 AMBULANCE	-27,092.81	1,120.30	60,000.00	6,610.26	0.00	27,417.23
101000 Cash - Operating	-27,092.81	1,120.30	60,000.00	6,610.26	0.00	27,417.23
101006 CASH - CD	7,101.54	0.00	0.00	0.00	0.00	7,101.54
101000 Cash - CD	7,101.54	0.00	0.00	0.00	0.00	7,101.54
Total Fund	-19,991.27	1,120.30	60,000.00	6,610.26	0.00	34,518.77

CITY OF BOULDER
Cash/Bank Reconciliation
For the Accounting Period: 9/23

Fund/Account	Beginning Balance	Received	Transfers In	Disbursed	Transfers Out	Ending Balance
5112 AMBULANCE - EMS BUILDING-CARES Funds						
101000 Cash - Operating	87,318.17	197.56	0.00	0.00	0.00	87,515.73
8010 Cemetery Perpetual Care - Nonexpendable						
101007 CASH - CD	19,229.46	0.00	0.00	0.00	0.00	19,229.46
Bank Statement Total	1197651.58					
+ O/Standing Deposits	0.00					
- O/S payroll checks	471.43					
- O/S claim checks (2371.07)					
- O/S pr liabilities (1220.65)					
- O/S Electronic chks	0.00					
+ Petty Cash	100.00					
+ Investments	1346975.57					
+ Other Accounts	100735.20					
+ NSF Checks	0.00					
+ Other	60155.21					
Adjusted Bank Cash	2702497.27					
Totals	2,684,515.02	119,244.35	60,640.31	101,262.10	60,640.31	2,702,497.27

*** Transfers In and Transfers Out columns should match, with the following exceptions:
 1) Cancelled electronic checks increase the Transfers In column. Disbursed column will be overstated by the same amount and will not balance to the Redeemed Checks List.
 2) Payroll Journal Vouchers including local deductions with receipt accounting will reduce the Transfers Out column by the total amount of these checks.

Fund	Account	Received Current Month	Received YTD	Estimated Revenue	Revenue To Be Received	Received %
1000 GENERAL						
310000 TAXES						
	311010 Real Property Taxes	0.00	15,339.82	216,255.00	200,915.18	7 %
	311020 Personal Property Taxes	0.00	5,347.72	1,500.00	-3,847.72	357 %
	311030 Motor Vehicle Taxes	0.00	23,437.45	80,000.00	56,562.55	29 %
	312000 Penalty & Interest on Delinquent Taxes	0.00	328.31	564.00	235.69	58 %
	314140 Local Option Tax	0.00	5,842.31	20,000.00	14,157.69	29 %
	Account Group Total:	0.00	50,295.61	319,319.00	268,023.39	16 %
320000 LICENSES AND PERMITS						
	322020 Business License	250.00	7,071.50	6,921.00	-150.50	102 %
	323010 Building & Related Permits	475.00	1,025.00	1,100.00	75.00	93 %
	323030 Animal Licenses	15.00	70.00	900.00	830.00	8 %
	Account Group Total:	740.00	8,166.50	8,921.00	754.50	92 %
330000 INTERGOVERNMENTAL REVENUES						
	335110 Live Card Game Table Permit	0.00	0.00	150.00	150.00	0 %
	335120 Video Gaming Machine Permits	0.00	100.00	3,840.00	3,740.00	3 %
	335230 HOUSE BILL #124 ENTITLEMENT	49,555.46	49,555.46	198,222.00	148,666.54	25 %
	Account Group Total:	49,555.46	49,655.46	202,212.00	152,556.54	25 %
340000 Charges for Services						
	342020 Special Fire Services (Fire Protection)	0.00	3,200.00	3,200.00	0.00	100 %
	Account Group Total:	0.00	3,200.00	3,200.00	0.00	100 %
350000 FINES AND FORFEITURES						
	351030 City Courts	0.00	560.00	5,000.00	4,440.00	11 %
	Account Group Total:	0.00	560.00	5,000.00	4,440.00	11 %
360000 MISCELLANEOUS REVENUE						
	362000 Other Miscellaneous Revenue	58.55	175.65	0.00	-175.65	** %
	365000 Contributions and Donations	0.00	0.00	1,655.00	1,655.00	0 %
	Account Group Total:	58.55	175.65	1,655.00	1,479.35	11 %
370000 INVESTMENT EARNINGS						
	371010 Investment Earnings	0.00	1,317.71	1,000.00	-317.71	132 %
	373000 Other Principal/Interest	0.00	0.00	12,123.00	12,123.00	0 %
	Account Group Total:	0.00	1,317.71	13,123.00	11,805.29	10 %
	Fund Total:	50,354.01	113,370.93	552,430.00	439,059.07	21 %
2190 COMPREHENSIVE LIABILITY						
310000 TAXES						
	311010 Real Property Taxes	0.00	13.66	0.00	-13.66	** %
	311020 Personal Property Taxes	0.00	8.29	0.00	-8.29	** %
	311030 Motor Vehicle Taxes	0.00	668.59	0.00	-668.59	** %
	312000 Penalty & Interest on Delinquent Taxes	0.00	37.47	0.00	-37.47	** %
	Account Group Total:	0.00	728.01	0.00	-728.01	** %

Fund	Account	Received		Estimated Revenue	Revenue	
		Current Month	Received YTD		To Be Received	Received
2190 COMPREHENSIVE LIABILITY						
360000	MISCELLANEOUS REVENUE	0.00	948.00	0.00	-948.00	** %
362000	Other Miscellaneous Revenue	0.00	948.00	0.00	-948.00	** %
	Account Group Total:					
	Fund Total:	0.00	1,676.01	0.00	-1,676.01	** %
2220 LIBRARY						
310000 TAXES						
311010	Real Property Taxes	0.00	284.08	3,926.00	3,641.92	7 %
311020	Personal Property Taxes	0.00	100.80	58.00	-42.80	174 %
311030	Motor Vehicle Taxes	0.00	545.34	1,844.00	1,298.66	30 %
312000	Penalty & Interest on Delinquent Taxes	0.00	15.37	35.00	19.63	44 %
	Account Group Total:	0.00	945.59	5,863.00	4,917.41	16 %
	Fund Total:	0.00	945.59	5,863.00	4,917.41	16 %
2250 SUBDIVISION FEES						
340000 Charges for Services						
344036	SUBDIVISION FEES	1,367.25	8,669.75	15,000.00	6,330.25	58 %
	Account Group Total:	1,367.25	8,669.75	15,000.00	6,330.25	58 %
	Fund Total:	1,367.25	8,669.75	15,000.00	6,330.25	58 %
2370 P.E.R.S. - EMPLOYER CONTRIBUTION						
310000 TAXES						
311020	Personal Property Taxes	0.00	8.76	0.00	-8.76	** %
312000	Penalty & Interest on Delinquent Taxes	0.00	64.83	0.00	-64.83	** %
	Account Group Total:	0.00	73.59	0.00	-73.59	** %
	Fund Total:	0.00	73.59	0.00	-73.59	** %
2371 HEALTH INSURANCE - EMPLOYER CONTRIBUTION						
310000 TAXES						
311020	Personal Property Taxes	0.00	13.64	0.00	-13.64	** %
312000	Penalty & Interest on Delinquent Taxes	0.00	71.81	0.00	-71.81	** %
	Account Group Total:	0.00	85.45	0.00	-85.45	** %
	Fund Total:	0.00	85.45	0.00	-85.45	** %

Fund	Account	Received Current Month	Received YTD	Estimated Revenue	Revenue To Be Received	Received %
2386	MT DOC GRANTS					
370000	INVESTMENT EARNINGS					
	371010 Investment Earnings	0.00	115.22	0.00	-115.22	** %
	Account Group Total:	0.00	115.22	0.00	-115.22	** %
	Fund Total:	0.00	115.22	0.00	-115.22	** %
2752	Perpetual Care Expendable					
340000	Charges for Services					
	343320 Sale of Cemetary Plots	0.00	5,200.00	5,600.00	400.00	93 %
	343340 Cemetary Opening and Closing	0.00	0.00	450.00	450.00	0 %
	Account Group Total:	0.00	5,200.00	6,050.00	850.00	86 %
360000	MISCELLANEOUS REVENUE					
	365000 Contributions and Donations	0.00	0.00	500.00	500.00	0 %
	Account Group Total:	0.00	0.00	500.00	500.00	0 %
370000	INVESTMENT EARNINGS					
	371010 Investment Earnings	40.07	183.13	661.00	477.87	28 %
	Account Group Total:	40.07	183.13	661.00	477.87	28 %
	Fund Total:	40.07	5,383.13	7,211.00	1,827.87	75 %
2760	Swimming Pool					
310000	TAXES					
	311010 Real Property Taxes	0.00	1,776.84	23,498.00	21,721.16	8 %
	311020 Personal Property Taxes	0.00	617.95	215.00	-402.95	287 %
	311030 Motor Vehicle Taxes	0.00	1,705.36	5,767.00	4,061.64	30 %
	312000 Penalty & Interest on Delinquent Taxes	0.00	43.78	100.00	56.22	44 %
	Account Group Total:	0.00	4,143.93	29,580.00	25,436.07	14 %
340000	Charges for Services					
	346030 Swimming Pool Fees	0.00	7,569.20	5,787.00	-1,782.20	131 %
	Account Group Total:	0.00	7,569.20	5,787.00	-1,782.20	131 %
360000	MISCELLANEOUS REVENUE					
	362000 Other Miscellaneous Revenue	0.00	0.00	9.00	9.00	0 %
	365000 Contributions and Donations	0.00	0.00	500.00	500.00	0 %
	Account Group Total:	0.00	0.00	509.00	509.00	0 %
	Fund Total:	0.00	11,713.13	35,876.00	24,162.87	33 %

CITY OF BOULDER
Statement of Revenue Budget vs Actuals
For the Accounting Period: 9 / 23

Fund	Account	Received Current Month	Received YTD	Estimated Revenue	Revenue To Be Received	% Received
2810 POLICE PENSION & TRAINING (3RD CLASS CITIES)						
330000	INTERGOVERNMENTAL REVENUES					
335050	Insurance Premium Apportionment	0.00	0.00	1,918.00	1,918.00	0 %
	Account Group Total:	0.00	0.00	1,918.00	1,918.00	0 %
	Fund Total:	0.00	0.00	1,918.00	1,918.00	0 %
2820 OLD GAS TAX APPORTIONMENT						
330000	INTERGOVERNMENTAL REVENUES					
335040	Gasoline Tax Apportionment	6,242.96	161,558.64	220,000.00	58,441.36	73 %
	Account Group Total:	6,242.96	161,558.64	220,000.00	58,441.36	73 %
	Fund Total:	6,242.96	162,153.16	227,000.00	64,846.84	71 %
2821 BARSAA GAS TAX HB 473						
330000	INTERGOVERNMENTAL REVENUES					
335041	Gasoline Tax Special Rd Allocation	0.00	64,355.53	64,355.00	-0.53	100 %
	Account Group Total:	0.00	64,355.53	64,355.00	-0.53	100 %
	Fund Total:	0.00	64,590.69	65,480.00	889.31	99 %
2865 DNRC GRANT						
330000	INTERGOVERNMENTAL REVENUES					
334121	DNRC GRANTS	0.00	0.00	125,000.00	125,000.00	0 %
	Account Group Total:	0.00	0.00	125,000.00	125,000.00	0 %
	Fund Total:	0.00	0.00	125,000.00	125,000.00	0 %
2892 TSEP GRANTS COAL ENDOWMENT						
330000	INTERGOVERNMENTAL REVENUES					
334120	TREASURE STATE ENDOWMENT PROGRAM (TSEP)	0.00	0.00	500,000.00	500,000.00	0 %
	Account Group Total:	0.00	0.00	500,000.00	500,000.00	0 %
	Fund Total:	0.00	0.00	500,000.00	500,000.00	0 %

Fund	Account	Received Current Month	Received YTD	Estimated Revenue	Revenue To Be Received	% Received
2990	ARRA FUNDS					
330000	INTERGOVERNMENTAL REVENUES					
338000	Local Shared Revenue	0.00	10,000.00	250,000.00	240,000.00	4 %
	Account Group Total:	0.00	10,000.00	250,000.00	240,000.00	4 %
370000	INVESTMENT EARNINGS					
371010	Investment Earnings	0.00	926.04	0.00	-926.04	** %
	Account Group Total:	0.00	926.04	0.00	-926.04	** %
380000	OTHER FINANCING SOURCES					
383000	Interfund Operating Transfer	-60,000.00	-60,000.00	0.00	60,000.00	** %
	Account Group Total:	-60,000.00	-60,000.00	0.00	60,000.00	** %
	Fund Total:	-60,000.00	-49,073.96	250,000.00	299,073.96	-20 %
4000	C.I.F. / FIRE DEPARTMENT CAPITAL IMPROVEMENT FUND					
370000	INVESTMENT EARNINGS					
371010	Investment Earnings	0.00	241.04	2,233.00	1,991.96	11 %
	Account Group Total:	0.00	241.04	2,233.00	1,991.96	11 %
	Fund Total:	0.00	241.04	2,233.00	1,991.96	11 %
5210	WATER UTILITY					
340000	Charges for Services					
343022	Unmetered Water Sales	25,208.85	75,511.54	303,000.00	227,488.46	25 %
343023	Bulk Water Sales	0.00	60.00	100.00	40.00	60 %
	Account Group Total:	25,208.85	75,571.54	303,100.00	227,528.46	25 %
360000	MISCELLANEOUS REVENUE					
362000	Other Miscellaneous Revenue	0.00	68.32	0.00	-68.32	** %
	Account Group Total:	0.00	68.32	0.00	-68.32	** %
370000	INVESTMENT EARNINGS					
371010	Investment Earnings	0.00	1,035.14	9,328.00	8,292.86	11 %
	Account Group Total:	0.00	1,035.14	9,328.00	8,292.86	11 %
	Fund Total:	25,208.85	76,675.00	312,428.00	235,753.00	25 %
5310	SEWER UTILITY					
340000	Charges for Services					
343031	Sewer Service Charges	34,778.95	104,266.62	415,000.00	310,733.38	25 %
	Account Group Total:	34,778.95	104,266.62	415,000.00	310,733.38	25 %
360000	MISCELLANEOUS REVENUE					
362000	Other Miscellaneous Revenue	0.00	10,177.63	10,081.00	-96.63	101 %

Fund	Account	Received Current Month	Received YTD	Estimated Revenue	Revenue To Be Received	% Received
------	---------	---------------------------	--------------	-------------------	---------------------------	---------------

5310	SEWER UTILITY					
	Account Group Total:	0.00	10,177.63	10,081.00	-96.63	101 %

370000	INVESTMENT EARNINGS					
371010	Investment Earnings	0.00	1,485.74	13,471.00	11,985.26	11 %
	Account Group Total:	0.00	1,485.74	13,471.00	11,985.26	11 %
	Fund Total:	34,778.95	115,929.99	438,552.00	322,622.01	26 %

5510	AMBULANCE					
340000	Charges for Services	0.00	12,525.00	25,000.00	12,475.00	50 %
342050	Emergency Services (Charges)	0.00	12,525.00	25,000.00	12,475.00	50 %
	Account Group Total:	0.00	12,525.00	25,000.00	12,475.00	50 %

360000	MISCELLANEOUS REVENUE					
365000	Contributions and Donations	0.00	0.00	500.00	500.00	0 %
365020	PRIVATE GRANTS	0.00	2,062.42	0.00	-2,062.42	** %
	Account Group Total:	0.00	2,062.42	500.00	-1,562.42	412 %

380000	OTHER FINANCING SOURCES					
383000	Interfund Operating Transfer	60,000.00	60,000.00	0.00	-60,000.00	** %
	Account Group Total:	60,000.00	60,000.00	0.00	-60,000.00	** %
	Fund Total:	60,000.00	74,587.42	25,500.00	-49,087.42	292 %

5512 AMBULANCE - EMS BUILDING-CARES Funds

370000	INVESTMENT EARNINGS					
371010	Investment Earnings	0.00	253.04	0.00	-253.04	** %
	Account Group Total:	0.00	253.04	0.00	-253.04	** %

380000	OTHER FINANCING SOURCES					
383000	Interfund Operating Transfer	0.00	0.00	2,350.00	2,350.00	0 %
	Account Group Total:	0.00	0.00	2,350.00	2,350.00	0 %
	Fund Total:	0.00	253.04	2,350.00	2,096.96	11 %

7120 FIRE RELIEF AGENCY FUND

330000	INTERGOVERNMENTAL REVENUES					
335050	Insurance Premium Apportionment	0.00	0.00	1,918.00	1,918.00	0 %
	Account Group Total:	0.00	0.00	1,918.00	1,918.00	0 %
	Fund Total:	0.00	0.00	1,918.00	1,918.00	0 %

Grand Total:

117,992.09

587,389.18

2,568,759.00

1,981,369.82

23 %

Fund Account	Object	Committed Current Month	Committed YTD	Original Appropriation	Current Appropriation	Available Appropriation	Committed %
1000 GENERAL							
410000 GENERAL GOVERNMENT							
410100 Legislative Services							
100	SALARIES, WAGES,	0.00	0.00	3,912.00	3,912.00	3,912.00	0 %
142	Workers' Compensation	0.00	0.00	29.00	29.00	29.00	0 %
143	Social Security	0.00	0.00	242.00	242.00	242.00	0 %
144	Medicare	0.00	0.00	57.00	57.00	57.00	0 %
147	P.E.R.S.	0.00	0.00	85.00	85.00	85.00	0 %
330	Publicity, Subscriptions & Dues	0.00	0.00	900.00	900.00	900.00	0 %
370	Travel	0.00	0.00	2,000.00	2,000.00	2,000.00	0 %
	Account Total:	0.00	0.00	7,225.00	7,225.00	7,225.00	0 %
410200 Executive Services							
100	SALARIES, WAGES,	0.00	0.00	2,596.00	2,596.00	2,596.00	0 %
142	Workers' Compensation	0.00	0.00	20.00	20.00	20.00	0 %
143	Social Security	0.00	0.00	161.00	161.00	161.00	0 %
144	Medicare	0.00	0.00	37.00	37.00	37.00	0 %
330	Publicity, Subscriptions & Dues	0.00	0.00	200.00	200.00	200.00	0 %
370	Travel	0.00	0.00	1,000.00	1,000.00	1,000.00	0 %
	Account Total:	0.00	0.00	4,014.00	4,014.00	4,014.00	0 %
410360 City/Municipal Court							
100	SALARIES, WAGES,	384.00	1,152.00	6,045.00	6,045.00	4,893.00	19 %
141	Unemployment Insurance	1.72	5.16	27.00	27.00	21.84	19 %
142	Workers' Compensation	1.12	3.37	18.00	18.00	14.63	19 %
143	Social Security	23.79	71.38	375.62	375.00	303.62	19 %
144	Medicare	5.58	16.73	88.00	88.00	71.27	19 %
147	P.E.R.S.	34.80	104.41	549.00	549.00	444.59	19 %
148	Health Insurance	0.00	0.00	1,782.00	1,782.00	1,782.00	0 %
151	Supp Life	0.56	1.68	7.00	7.00	5.32	24 %
220	Operating Supplies	0.00	0.00	500.00	500.00	500.00	0 %
311	Postage	13.75	33.75	400.00	400.00	366.25	8 %
330	Publicity, Subscriptions & Dues	0.00	0.00	750.00	750.00	750.00	0 %
350	Professional Services	689.13	1,901.64	25,000.00	25,000.00	23,098.36	8 %
370	Travel	0.00	0.00	500.00	500.00	500.00	0 %
394	Jury and Witness Fees	0.00	0.00	1,000.00	1,000.00	1,000.00	0 %
	Account Total:	1,154.45	3,290.12	37,041.00	37,041.00	33,750.88	9 %
410370 Victim Advocacy Surcharge							
350	Professional Services	0.00	50.00	1,200.00	1,200.00	1,150.00	4 %
	Account Total:	0.00	50.00	1,200.00	1,200.00	1,150.00	4 %
410400 Administrative Services							
100	SALARIES, WAGES,	128.92	386.85	6,365.00	6,365.00	5,978.15	6 %
141	Unemployment Insurance	0.58	1.74	29.00	29.00	27.26	6 %
142	Workers' Compensation	0.40	1.15	18.00	18.00	16.85	6 %
143	Social Security	7.83	23.59	394.00	394.00	370.41	6 %
144	Medicare	1.83	5.50	92.00	92.00	86.50	6 %
147	P.E.R.S.	11.67	35.03	184.00	184.00	148.97	19 %
148	Health Insurance	35.98	107.98	432.00	432.00	324.02	25 %
151	Supp Life	0.29	0.85	3.00	3.00	2.15	28 %

Fund Account	Object	Committed Current Month	Committed YTD	Original Appropriation	Current Appropriation	Available Appropriation	Committed %
1000 GENERAL							
220	Operating Supplies	54.17	54.17	1,500.00	1,500.00	1,445.83	4 %
311	Postage	0.00	0.00	100.00	100.00	100.00	0 %
330	Publicity, Subscriptions & Dues	29.78	77.06	7,000.00	7,000.00	6,922.94	1 %
340	Utility Services	28.39	76.30	350.00	350.00	273.70	22 %
350	Professional Services	192.81	671.50	5,000.00	5,000.00	4,328.50	13 %
	Account Total:	492.65	1,441.72	21,467.00	21,467.00	20,025.28	7 %
410500 Financial Services							
100	SALARIES, WAGES,	1,026.11	3,077.96	16,153.00	16,153.00	13,075.04	19 %
141	Unemployment Insurance	4.62	13.85	72.00	72.00	58.15	19 %
142	Workers' Compensation	3.08	9.25	47.00	47.00	37.75	20 %
143	Social Security	63.37	190.09	1,000.00	1,000.00	809.91	19 %
144	Medicare	14.81	44.43	234.00	234.00	189.57	19 %
147	P.E.R.S.	93.08	279.18	1,466.00	1,466.00	1,186.82	19 %
148	Health Insurance	72.05	216.05	4,410.00	4,410.00	4,193.95	5 %
151	Supp Life	1.68	5.05	20.00	20.00	14.95	25 %
220	Operating Supplies	0.00	50.00	500.00	500.00	450.00	10 %
311	Postage	13.76	33.76	300.00	300.00	266.24	11 %
330	Publicity, Subscriptions & Dues	0.00	0.00	500.00	500.00	500.00	0 %
340	Utility Services	194.70	387.09	4,000.00	4,000.00	3,612.91	10 %
350	Professional Services	158.27	2,763.49	6,500.00	6,500.00	3,736.51	43 %
351	Medical, Dental, Veterinary Services	41.15	123.45	0.00	0.00	-123.45	*** %
370	Travel	0.00	0.00	200.00	200.00	200.00	0 %
	Account Total:	1,686.68	7,193.65	35,402.00	35,402.00	28,208.35	20 %
410530 Auditing							
331	Publication of Formal & Legal Notices	0.00	0.00	250.00	250.00	250.00	0 %
350	Professional Services	0.00	0.00	5,000.00	5,000.00	5,000.00	0 %
	Account Total:	0.00	0.00	5,250.00	5,250.00	5,250.00	0 %
410600 Elections							
331	Publication of Formal & Legal Notices	0.00	0.00	400.00	400.00	400.00	0 %
359	Elections	0.00	0.00	300.00	300.00	300.00	0 %
	Account Total:	0.00	0.00	700.00	700.00	700.00	0 %
411100 Legal Services-Civil & Criminal							
350	Professional Services	861.60	1,349.40	36,000.00	36,000.00	34,650.60	4 %
	Account Total:	861.60	1,349.40	36,000.00	36,000.00	34,650.60	4 %
411200 Facilities Administration							
220	Operating Supplies	130.32	163.81	2,000.00	2,000.00	1,836.19	8 %
230	Repair and Maintenance Supplies	0.00	0.00	3,000.00	3,000.00	3,000.00	0 %
340	Utility Services	82.00	246.00	1,200.00	1,200.00	954.00	21 %
350	Professional Services	326.33	632.66	3,000.00	3,000.00	2,367.34	21 %
590	Other Fixed Charges	0.00	0.00	500.00	500.00	500.00	0 %
	Account Total:	538.65	1,042.47	9,700.00	9,700.00	8,657.53	11 %
	Account Group Total:	4,734.03	14,367.36	157,999.00	157,999.00	143,631.64	9 %

Fund Account	Object	Committed Current Month	Committed YTD	Original Appropriation	Current Appropriation	Available Appropriation	Committed %
1000	GENERAL						
420000	PUBLIC SAFETY						
420100	Law Enforcement Services	0.00	0.00	190,000.00	190,000.00	190,000.00	0 %
	350 Professional Services	0.00	0.00	190,000.00	190,000.00	190,000.00	0 %
	Account Total:						
420180	CODE ENFORCEMENT OFFICER						
100	SALARIES, WAGES,	0.00	75.00	31,152.00	31,152.00	31,077.00	0 %
141	Unemployment Insurance	0.00	0.34	149.00	149.00	148.66	0 %
142	Workers' Compensation	0.00	2.70	1,167.00	1,167.00	1,164.30	0 %
143	Social Security	0.00	4.65	2,047.00	2,047.00	2,042.35	0 %
144	Medicare	0.00	1.09	478.00	478.00	476.91	0 %
147	P.E.R.S.	0.00	6.80	2,994.00	2,994.00	2,987.20	0 %
212	Small Items of Equipment	0.00	0.00	1,500.00	1,500.00	1,500.00	0 %
220	Operating Supplies	0.00	0.00	500.00	500.00	500.00	0 %
231	Gas, Oil, Diesel Fuel, Grease, etc.	0.00	0.00	1,000.00	1,000.00	1,000.00	0 %
330	Publicity, Subscriptions & Dues	0.00	0.00	50.00	50.00	50.00	0 %
331	Publication of Formal & Legal Notices	0.00	0.00	150.00	150.00	150.00	0 %
340	Utility Services	52.21	104.42	500.00	500.00	395.58	21 %
350	Professional Services	0.00	0.00	20.00	20.00	20.00	0 %
	Account Total:	52.21	195.00	41,707.00	41,707.00	41,512.00	0 %
420400	Fire Protection & Control						
100	SALARIES, WAGES,	200.00	600.00	2,695.00	2,695.00	2,095.00	22 %
141	Unemployment Insurance	0.90	2.70	12.00	12.00	9.30	23 %
142	Workers' Compensation	0.00	0.00	666.00	666.00	666.00	0 %
143	Social Security	12.40	37.20	167.00	167.00	129.80	22 %
144	Medicare	2.90	8.70	39.00	39.00	30.30	22 %
147	P.E.R.S.	18.14	54.42	244.00	244.00	189.58	22 %
220	Operating Supplies	1,432.41	1,432.41	9,200.00	9,200.00	7,767.59	16 %
230	Repair and Maintenance Supplies	0.00	0.00	2,000.00	2,000.00	2,000.00	0 %
231	Gas, Oil, Diesel Fuel, Grease, etc.	309.35	585.87	1,000.00	1,000.00	414.13	59 %
335	Membership & Registration Fees	0.00	0.00	500.00	500.00	500.00	0 %
340	Utility Services	0.00	0.00	3,700.00	3,700.00	3,080.20	17 %
350	Professional Services	240.29	619.80	10,000.00	10,000.00	9,673.72	3 %
590	Other Fixed Charges	19.50	326.28	500.00	500.00	500.00	0 %
940	Machinery & Equipment	0.00	0.00	18,000.00	18,000.00	18,000.00	0 %
	Account Total:	2,235.89	3,667.38	48,723.00	48,723.00	45,055.62	8 %
430000	Public Works						
430200	Road & Street Services						
100	SALARIES, WAGES,	1,174.02	3,440.57	16,651.00	16,651.00	13,210.43	21 %
141	Unemployment Insurance	5.31	15.50	75.00	75.00	59.50	21 %
142	Workers' Compensation	19.04	56.13	275.00	275.00	218.87	20 %
143	Social Security	69.24	202.64	1,010.00	1,010.00	807.36	20 %
144	Medicare	16.20	47.39	236.00	236.00	188.61	20 %
147	P.E.R.S.	106.52	312.12	1,510.00	1,510.00	1,197.88	21 %
148	Health Insurance	72.00	215.96	864.00	864.00	648.04	25 %
151	Supp Life	1.56	4.61	18.00	18.00	13.39	26 %
220	Operating Supplies	2,192.82	2,234.79	10,000.00	10,000.00	7,765.21	22 %
	Account Group Total:	2,288.10	3,862.38	280,430.00	280,430.00	276,567.62	1 %

Fund Account	Object	Committed Current Month	Committed YTD	Original Appropriation	Current Appropriation	Available Appropriation	Committed %
1000 GENERAL							
430263	Street Lighting						
	230 Repair and Maintenance Supplies	0.00	262.27	10,000.00	10,000.00	9,737.73	3 %
	231 Gas, Oil, Diesel Fuel, Grease, etc.	600.09	1,039.63	8,000.00	8,000.00	6,960.37	13 %
	340 Utility Services	33.60	65.25	1,300.00	1,300.00	1,234.75	5 %
	350 Professional Services	0.00	0.00	12,000.00	12,000.00	12,000.00	0 %
	450 Raw Materials	0.00	0.00	5,000.00	5,000.00	5,000.00	0 %
	533 Rental-Machinery and Equip	0.00	0.00	10,000.00	10,000.00	10,000.00	0 %
	Account Total:	4,290.40	7,896.86	76,939.00	76,939.00	69,042.14	10 %
430300	Airport						
	513 Liability	0.00	0.00	3,792.00	3,792.00	3,792.00	0 %
	Account Total:	0.00	0.00	3,792.00	3,792.00	3,792.00	0 %
440000	PUBLIC HEALTH						
	220 Operating Supplies	5,865.53	10,956.46	98,731.00	98,731.00	87,774.54	11 %
	Account Total:	5,865.53	10,956.46	98,731.00	98,731.00	87,774.54	11 %
450000	Social and Economic Services						
	450610 Day Care Centers						
	340 Utility Services	162.57	403.75	4,500.00	4,500.00	4,096.25	9 %
	350 Professional Services	58.00	174.00	700.00	700.00	526.00	25 %
	590 Other Fixed Charges	0.00	0.00	300.00	300.00	300.00	0 %
	Account Total:	220.57	577.75	5,500.00	5,500.00	4,922.25	11 %
460000	CULTURE AND RECREATION						
	460430 Parks						
	100 SALARIES, WAGES,	679.84	1,965.42	9,157.00	9,157.00	7,191.58	21 %
	141 Unemployment Insurance	3.05	8.84	41.00	41.00	32.16	22 %
	142 Workers' Compensation	10.87	31.72	151.00	151.00	119.28	21 %
	143 Social Security	42.16	121.86	568.00	568.00	446.14	21 %
	144 Medicare	9.86	28.50	132.00	132.00	103.50	21 %
	147 P.E.R.S.	61.66	178.25	830.00	830.00	651.75	21 %
	151 Supp Life	0.98	2.93	12.00	12.00	9.07	24 %
	220 Operating Supplies	0.00	317.45	8,500.00	8,500.00	8,182.55	4 %
	230 Repair and Maintenance Supplies	0.00	0.00	5,000.00	5,000.00	5,000.00	0 %
	231 Gas, Oil, Diesel Fuel, Grease, etc.	154.30	267.32	3,000.00	3,000.00	2,732.68	9 %
	330 Publicity, Subscriptions & Dues	0.00	0.00	75.00	75.00	75.00	0 %
	340 Utility Services	0.00	0.00	8,000.00	8,000.00	6,596.22	18 %
	350 Professional Services	478.32	1,403.78	5,000.00	5,000.00	3,301.96	34 %
	450 Raw Materials	1,268.04	1,698.04	2,500.00	2,500.00	2,500.00	0 %
	533 Rental-Machinery and Equip	0.00	0.00	3,500.00	3,500.00	3,500.00	0 %
	590 Other Fixed Charges	0.00	0.00	500.00	500.00	500.00	0 %
	Account Group Total:	220.57	577.75	5,500.00	5,500.00	4,922.25	11 %

Fund Account	Object	Committed Current Month	Committed YTD	Original Appropriation	Current Appropriation	Available Appropriation	Committed %
1000 GENERAL							
	930 Improvements Other than Buildings	0.00	0.00	10,000.00	10,000.00	10,000.00	0 %
	Account Total:	2,709.08	6,024.11	56,966.00	56,966.00	50,941.89	11 %
490000 DEBT SERVICE							
	490540 INTERCAP (POLICE VEH/ROOF)	0.00	3,905.99	7,500.00	7,500.00	3,594.01	52 %
	610 Principal	0.00	231.63	250.00	250.00	18.37	93 %
	620 Interest	0.00	4,137.62	7,750.00	7,750.00	3,612.38	53 %
	Account Total:	2,709.08	6,024.11	56,966.00	56,966.00	50,941.89	11 %
510000 MISCELLANEOUS							
	510330 Comprehensive Liability Insurance	0.00	4,137.62	7,750.00	7,750.00	3,612.38	53 %
	510 Insurance	0.00	15,005.60	6,750.00	6,750.00	-8,255.60	222 %
	513 Liability	0.00	0.00	5,250.00	5,250.00	-3,005.60	125 %
	Account Total:	0.00	15,005.60	12,000.00	12,000.00	-3,005.60	125 %
	Account Group Total:	0.00	15,005.60	12,000.00	12,000.00	-3,005.60	125 %
	Fund Total:	15,917.31	54,931.28	619,626.00	619,626.00	564,694.72	9 %
2220 LIBRARY							
460000 CULTURE AND RECREATION							
	460100 Library Services	477.29	1,069.87	6,000.00	6,000.00	4,930.13	18 %
	340 Utility Services	0.00	0.00	325.00	325.00	325.00	0 %
	590 Other Fixed Charges	477.29	1,069.87	6,325.00	6,325.00	5,255.13	17 %
	Account Total:	477.29	1,069.87	6,325.00	6,325.00	5,255.13	17 %
	Account Group Total:	477.29	1,069.87	6,325.00	6,325.00	5,255.13	17 %
	Fund Total:	477.29	1,069.87	6,325.00	6,325.00	5,255.13	17 %
2250 SUBDIVISION FEES							
410000 GENERAL GOVERNMENT							
411050 SUBDIVISION FEES							
	331 Publication of Formal & Legal Notices	0.00	0.00	1,000.00	1,000.00	1,000.00	0 %
	350 Professional Services	1,828.50	2,158.50	15,000.00	15,000.00	12,841.50	14 %
	Account Total:	1,828.50	2,158.50	16,000.00	16,000.00	13,841.50	13 %
	Account Group Total:	1,828.50	2,158.50	16,000.00	16,000.00	13,841.50	13 %
	Fund Total:	1,828.50	2,158.50	16,000.00	16,000.00	13,841.50	13 %

10/02/23
09:59:22

CITY OF BOULDER
Statement of Expenditure - Budget vs. Actual Report
For the Accounting Period: 9 / 23

Page: 6 of 12
Report ID: B100C

Fund Account	Object	Committed Current Month	Committed YTD	Original Appropriation	Current Appropriation	Available Appropriation	Committed %
2251 ANNEXATION PLANNING FEES							
410000 GENERAL GOVERNMENT							
411000 Planning & Research Services							
	350 Professional Services	0.00	0.00	10,000.00	10,000.00	10,000.00	0 %
	Account Total:	0.00	0.00	10,000.00	10,000.00	10,000.00	0 %
	Account Group Total:	0.00	0.00	10,000.00	10,000.00	10,000.00	0 %
	Fund Total:	0.00	0.00	10,000.00	10,000.00	10,000.00	0 %
2386 MT DOC GRANTS							
470000 Housing and Community Development							
470330 SW Montana Grant							
	850 RLF Bank Charges	0.00	5.00	0.00	0.00	-5.00	*** %
	Account Total:	0.00	5.00	0.00	0.00	-5.00	*** %
	Account Group Total:	0.00	5.00	0.00	0.00	-5.00	*** %
	Fund Total:	0.00	5.00	0.00	0.00	-5.00	*** %
2752 Perpetual Care Expendable							
430000 Public Works							
430900 Cemetery Services							
	100 SALARIES, WAGES,	194.56	562.03	2,616.00	2,616.00	2,053.97	21 %
	141 Unemployment Insurance	0.88	2.55	11.00	11.00	8.45	23 %
	142 Workers' Compensation	3.12	9.09	43.00	43.00	33.91	21 %
	143 Social Security	12.06	34.84	162.00	162.00	127.16	22 %
	144 Medicare	2.82	8.16	38.00	38.00	29.84	21 %
	147 P.E.R.S.	17.64	50.97	237.00	237.00	186.03	22 %
	151 Supp Life	0.28	0.84	3.00	3.00	2.16	28 %
	220 Operating Supplies	0.00	0.00	500.00	500.00	500.00	0 %
	230 Repair and Maintenance Supplies	0.00	0.00	1,500.00	1,500.00	1,500.00	0 %
	231 Gas, Oil, Diesel Fuel, Grease, etc.	17.15	29.71	1,450.00	1,450.00	1,420.29	2 %
	330 Publicity, Subscriptions & Dues	0.00	0.00	75.00	75.00	75.00	0 %
	331 Publication of Formal & Legal Notices	0.00	0.00	75.00	75.00	75.00	0 %
	340 Utility Services	18.65	36.84	400.00	400.00	363.16	9 %
	350 Professional Services	134.50	269.00	5,000.00	5,000.00	4,731.00	5 %
	533 Rental-Machinery and Equip	0.00	0.00	2,500.00	2,500.00	2,500.00	0 %
	950 Construction on Capital Project	0.00	0.00	12,000.00	12,000.00	12,000.00	0 %
	Account Total:	401.66	1,004.03	26,610.00	26,610.00	25,605.97	4 %
	Account Group Total:	401.66	1,004.03	26,610.00	26,610.00	25,605.97	4 %
	Fund Total:	401.66	1,004.03	26,610.00	26,610.00	25,605.97	4 %

Fund Account	Object	Committed Current Month	Committed YTD	Original Appropriation	Current Appropriation	Available Appropriation	Committed \$	%
2760	Swimming Pool							
460000	CULTURE AND RECREATION							
460445	Swimming Pool							
	100 SALARIES, WAGES,	207.09	11,930.07	25,000.00	25,000.00	13,069.93	48 %	
	141 Unemployment Insurance	0.95	53.72	90.00	90.00	36.28	60 %	
	142 Workers' Compensation	3.41	200.29	332.00	332.00	131.71	60 %	
	143 Social Security	12.68	739.21	1,229.00	1,229.00	489.79	60 %	
	144 Medicare	2.95	172.89	288.00	288.00	115.11	60 %	
	147 P.E.R.S.	18.80	57.40	300.00	300.00	242.60	19 %	
	148 Health Insurance	43.20	129.60	519.00	519.00	389.40	25 %	
	151 Supp Life	0.34	1.02	4.00	4.00	2.98	26 %	
	213 Pool Toys	0.00	0.00	200.00	200.00	200.00	0 %	
	220 Operating Supplies	118.15	352.61	500.00	500.00	147.39	71 %	
	222 Chemicals	0.00	0.00	2,000.00	2,000.00	2,000.00	0 %	
	226 Clothing and Uniforms	0.00	0.00	300.00	300.00	300.00	0 %	
	230 Repair and Maintenance Supplies	0.00	0.00	1,000.00	1,000.00	1,000.00	0 %	
	330 Publicity, Subscriptions & Dues	0.00	0.00	50.00	50.00	50.00	0 %	
	331 Publication of Formal & Legal Notices	0.00	0.00	50.00	50.00	50.00	0 %	
	335 Membership & Registration Fees	0.00	0.00	400.00	400.00	400.00	0 %	
	340 Utility Services	819.50	1,930.93	4,500.00	4,500.00	2,569.07	43 %	
	345 Telephone & Telegraph	0.00	0.00	100.00	100.00	100.00	0 %	
	350 Professional Services	37.60	72.96	35,000.00	35,000.00	34,927.04	0 %	
	370 Travel	0.00	0.00	400.00	400.00	400.00	0 %	
	380 Training Services	0.00	0.00	700.00	700.00	700.00	0 %	
	510 Insurance	0.00	750.28	550.00	550.00	-200.28	136 %	
	513 Liability	0.00	0.00	350.00	350.00	350.00	0 %	
	940 Machinery & Equipment	0.00	0.00	13,000.00	13,000.00	13,000.00	0 %	
	Account Total:	1,264.67	16,390.98	86,862.00	86,862.00	70,471.02	19 %	
	Account Group Total:	1,264.67	16,390.98	86,862.00	86,862.00	70,471.02	19 %	
	Fund Total:	1,264.67	16,390.98	86,862.00	86,862.00	70,471.02	19 %	
2820	OLD GAS TAX APPORTIONMENT							
430000	Public Works							
430200	Road & Street Services							
	369 Road and Street Maintenance	0.00	0.00	219,000.00	219,000.00	219,000.00	0 %	
	533 Rental-Machinery and Equip	0.00	0.00	5,000.00	5,000.00	5,000.00	0 %	
	940 Machinery & Equipment	0.00	0.00	3,000.00	3,000.00	3,000.00	0 %	
	Account Total:	0.00	0.00	227,000.00	227,000.00	227,000.00	0 %	
	Account Group Total:	0.00	0.00	227,000.00	227,000.00	227,000.00	0 %	
	Fund Total:	0.00	0.00	227,000.00	227,000.00	227,000.00	0 %	

Fund Account	Object	Committed Current Month	Committed YTD	Original Appropriation	Current Appropriation	Available Appropriation	Committed %
2821 BARSAA GAS TAX HB 473							
430000	Public Works						
430200	Road & Street Services	0.00	0.00	64,335.00	64,335.00	64,335.00	0 %
	230 Repair and Maintenance Supplies	0.00	0.00	64,335.00	64,335.00	64,335.00	0 %
	Account Total:	0.00	0.00	64,335.00	64,335.00	64,335.00	0 %
	Account Group Total:	0.00	0.00	64,335.00	64,335.00	64,335.00	0 %
	Fund Total:	0.00	0.00	64,335.00	64,335.00	64,335.00	0 %
2865 DNRC GRANT							
430000	Public Works						
430500	Water Operating	0.00	0.00	125,000.00	125,000.00	125,000.00	0 %
	940 Machinery & Equipment	0.00	0.00	125,000.00	125,000.00	125,000.00	0 %
	Account Total:	0.00	0.00	125,000.00	125,000.00	125,000.00	0 %
	Account Group Total:	0.00	0.00	125,000.00	125,000.00	125,000.00	0 %
	Fund Total:	0.00	0.00	125,000.00	125,000.00	125,000.00	0 %
2892 TSEP GRANTS COAL ENDOWMENT							
430000	Public Works						
430500	Water Operating	0.00	0.00	500,000.00	500,000.00	500,000.00	0 %
	940 Machinery & Equipment	0.00	0.00	500,000.00	500,000.00	500,000.00	0 %
	Account Total:	0.00	0.00	500,000.00	500,000.00	500,000.00	0 %
	Account Group Total:	0.00	0.00	500,000.00	500,000.00	500,000.00	0 %
	Fund Total:	0.00	0.00	500,000.00	500,000.00	500,000.00	0 %
2990 ARPA FUNDS							
420000	PUBLIC SAFETY						
420400	Fire Protection & Control	0.00	0.00	7,500.00	7,500.00	7,500.00	0 %
	940 Machinery & Equipment	0.00	0.00	7,500.00	7,500.00	7,500.00	0 %
	Account Total:	0.00	0.00	7,500.00	7,500.00	7,500.00	0 %
420730	Emergency Services Ambulance	0.00	1,069.74	60,000.00	60,000.00	58,930.26	2 %
	940 Machinery & Equipment	0.00	1,069.74	60,000.00	60,000.00	58,930.26	2 %
	Account Total:	0.00	1,069.74	60,000.00	60,000.00	58,930.26	2 %
	Account Group Total:	0.00	1,069.74	67,500.00	67,500.00	66,430.26	2 %
430000	Public Works						
430520	Water Facilities	15,718.25	15,718.25	251,000.00	251,000.00	235,281.75	6 %
	350 Professional Services	15,718.25	15,718.25	251,000.00	251,000.00	235,281.75	6 %
	Account Total:	15,718.25	15,718.25	251,000.00	251,000.00	235,281.75	6 %
	Account Group Total:	15,718.25	15,718.25	251,000.00	251,000.00	235,281.75	6 %

Fund Account	Object	Committed Current Month	Committed YTD	Original Appropriation	Current Appropriation	Available Appropriation	Committed %
2990	ARPA FUNDS						
450000	Social and Economic Services						
450610	Day Care Centers	0.00	0.00	15,000.00	15,000.00	15,000.00	0 %
940	Machinery & Equipment	0.00	0.00	15,000.00	15,000.00	15,000.00	0 %
	Account Total:	0.00	0.00	15,000.00	15,000.00	15,000.00	0 %
460000	CULTURE AND RECREATION						
460440	Participant Recreation	798.59	3,313.48	10,000.00	10,000.00	6,686.52	33 %
930	Improvements Other than Buildings	798.59	3,313.48	10,000.00	10,000.00	6,686.52	33 %
	Account Total:	1,597.18	6,626.96	20,000.00	20,000.00	13,372.54	33 %
	Account Group Total:	1,597.18	6,626.96	20,000.00	20,000.00	13,372.54	33 %
	Fund Total:	16,516.84	20,101.47	343,500.00	343,500.00	323,998.53	6 %
5210	WATER UTILITY						
430000	Public Works						
430520	Water Facilities	5,017.95	14,969.09	75,336.00	75,336.00	60,366.91	20 %
100	SALARIES, WAGES,	22.54	67.32	339.00	339.00	271.68	20 %
141	Unemployment Insurance	82.46	246.34	1,246.00	1,246.00	999.66	20 %
142	Workers' Compensation	293.48	875.98	4,563.00	4,563.00	3,687.02	19 %
143	Social Security	68.64	204.85	1,067.00	1,067.00	862.15	19 %
144	Medicare	454.55	1,357.11	6,833.00	6,833.00	5,475.89	20 %
147	P.E.R.S.	662.46	1,987.35	7,949.00	7,949.00	5,961.65	25 %
148	Health Insurance	6.82	20.50	82.00	82.00	61.50	25 %
151	Supp Life	1,685.43	6,180.28	45,000.00	45,000.00	38,819.72	14 %
220	Operating Supplies	0.00	111.95	10,000.00	10,000.00	9,888.05	1 %
230	Repair and Maintenance Supplies	428.64	742.60	8,700.00	8,700.00	7,957.40	9 %
231	Gas, Oil, Diesel Fuel, Grease, etc.	0.00	0.00	2,500.00	2,500.00	2,500.00	0 %
240	Tools	0.00	0.00	350.00	350.00	350.00	0 %
311	Postage	0.00	0.00	3,500.00	3,500.00	3,500.00	0 %
330	Publicity, Subscriptions & Dues	0.00	0.00	100.00	100.00	70.00	30 %
335	Membership & Registration Fees	0.00	30.00	38,000.00	38,000.00	29,757.71	22 %
340	Utility Services	3,918.80	8,242.29	38,000.00	38,000.00	29,757.71	22 %
350	Professional Services	5,492.06	12,168.06	205,000.00	205,000.00	192,831.94	6 %
370	Travel	0.00	0.00	3,500.00	3,500.00	3,500.00	0 %
510	Insurance	0.00	7,502.80	3,500.00	3,500.00	-4,002.80	214 %
513	Liability	0.00	0.00	6,000.00	6,000.00	6,000.00	0 %
533	Rental-Machinery and Equip	0.00	0.00	5,000.00	5,000.00	5,000.00	0 %
545	State Water Users Fee	0.00	0.00	1,300.00	1,300.00	1,300.00	0 %
590	Other Fixed Charges	0.00	0.00	150.00	150.00	150.00	0 %
940	Machinery & Equipment	0.00	0.00	30,000.00	30,000.00	30,000.00	0 %
	Account Total:	18,133.83	54,706.52	460,015.00	460,015.00	405,308.48	12 %

Fund Account Object Committed Current Month Committed YTD Original Appropriation Current Appropriation Available Appropriation Committed %

5210 WATER UTILITY

430570 Water Customer Accounting & Collection	2,279.67		6,839.02	35,893.00	35,893.00	29,053.98	19 %
100 SALARIES, WAGES,	10.26		30.78	161.00	161.00	130.22	19 %
141 Unemployment Insurance	6.80		20.41	105.00	105.00	84.59	19 %
142 Workers' Compensation	140.34		420.98	2,219.00	2,219.00	1,798.02	19 %
143 Social Security	32.82		98.46	519.00	519.00	420.54	19 %
144 Medicare	206.78		620.34	3,255.00	3,255.00	2,634.66	19 %
147 P.E.R.S.	288.00		864.00	9,248.00	9,248.00	8,384.00	9 %
148 Health Insurance	4.06		12.18	49.00	49.00	36.82	25 %
151 Supp Life	0.00		0.00	750.00	750.00	750.00	0 %
220 Operating Supplies	156.02		438.02	1,950.00	1,950.00	1,511.98	22 %
311 Postage	25.83		29.16	725.00	725.00	695.84	4 %
330 Publicity, Subscriptions & Dues	702.18	1,744.09	1,744.09	30,000.00	30,000.00	28,255.91	6 %
350 Professional Services	0.00		0.00	500.00	500.00	500.00	0 %
370 Travel	0.00		0.00	300.00	300.00	300.00	0 %
805 Refund of Overpayments	3,852.76		11,117.44	85,674.00	85,674.00	74,556.56	13 %
Account Total:	21,986.59	65,823.96	545,689.00	545,689.00	479,865.04	479,865.04	12 %
Fund Total:	21,986.59	65,823.96	545,689.00	545,689.00	479,865.04	479,865.04	12 %

5310 SEWER UTILITY

430000 Public Works	5,016.75	14,966.09	75,336.00	75,336.00	60,369.91	20 %
430620 Sewer Facilities	22.52	67.30	339.00	339.00	271.70	20 %
100 SALARIES, WAGES,	82.45	246.31	1,246.00	1,246.00	999.69	20 %
141 Unemployment Insurance	293.41	875.79	4,563.00	4,563.00	3,687.21	19 %
142 Workers' Compensation	68.63	204.80	1,067.00	1,067.00	862.20	19 %
143 Social Security	454.43	1,356.83	6,833.00	6,833.00	5,476.17	20 %
144 Medicare	662.34	1,987.09	7,949.00	7,949.00	5,961.91	25 %
147 P.E.R.S.	6.82	20.50	82.00	82.00	61.50	25 %
148 Health Insurance	1,005.24	1,228.80	25,000.00	25,000.00	23,771.20	5 %
151 Supp Life	362.45	883.43	25,000.00	25,000.00	24,116.57	4 %
220 Operating Supplies	514.37	891.32	8,700.00	8,700.00	7,808.68	10 %
230 Repair and Maintenance Supplies	0.00	0.00	5,000.00	5,000.00	5,000.00	0 %
231 Gas, Oil, Diesel Fuel, Grease, etc.	0.00	0.00	1,300.00	1,300.00	1,300.00	0 %
240 Tools	2,712.49	5,591.24	37,000.00	37,000.00	31,408.76	15 %
330 Publicity, Subscriptions & Dues	7,702.31	24,216.63	45,000.00	45,000.00	20,783.37	54 %
340 Utility Services	0.00	0.00	500.00	500.00	500.00	0 %
350 Professional Services	0.00	0.00	5,000.00	5,000.00	5,000.00	0 %
370 Travel	0.00	0.00	5,000.00	5,000.00	5,000.00	0 %
450 Raw Materials	0.00	0.00	5,700.00	5,700.00	-5,554.20	197 %
510 Insurance	0.00	11,254.20	5,300.00	5,300.00	5,300.00	0 %
513 Liability	0.00	0.00	5,000.00	5,000.00	5,000.00	0 %
533 Rental-Machinery and Equip	0.00	0.00	1,600.00	1,600.00	1,600.00	0 %
590 Other Fixed Charges	0.00	0.00	50,000.00	50,000.00	50,000.00	0 %
940 Machinery & Equipment	0.00	0.00	317,515.00	317,515.00	253,724.67	20 %
Account Total:	18,904.21	63,790.33	317,515.00	317,515.00	253,724.67	20 %

Fund Account	Object	Committed Current Month	Committed YTD	Original Appropriation	Current Appropriation	Available Appropriation	Committed %
5310 SEWER UTILITY							
430670	Sewer Customer Accounting & Collection	2,279.67	6,839.02	35,893.00	35,893.00	29,053.98	19 %
100	SALARIES, WAGES,	10.26	30.78	161.00	161.00	130.22	19 %
141	Unemployment Insurance	6.80	20.41	105.00	105.00	84.59	19 %
142	Workers' Compensation	140.34	420.98	2,219.00	2,219.00	1,798.02	19 %
143	Social Security	32.82	98.46	519.00	519.00	420.54	19 %
144	Medicare	206.78	620.34	3,255.00	3,255.00	2,634.66	19 %
147	P.E.R.S.	288.00	864.00	9,248.00	9,248.00	8,384.00	9 %
148	Health Insurance	4.06	12.18	49.00	49.00	36.82	25 %
151	Supp Life	0.00	0.00	500.00	500.00	500.00	0 %
220	Operating Supplies	156.02	438.02	2,500.00	2,500.00	2,061.98	18 %
311	Postage	25.84	29.18	700.00	700.00	670.82	4 %
330	Publicity, Subscriptions & Dues	0.00	0.00	1,000.00	1,000.00	1,000.00	0 %
345	Telephone & Telegraph	1,202.18	3,244.10	35,000.00	35,000.00	31,755.90	9 %
350	Professional Services	0.00	0.00	500.00	500.00	500.00	0 %
370	Travel	0.00	0.00	300.00	300.00	300.00	0 %
805	Refund of Overpayments	4,352.77	12,617.47	91,949.00	91,949.00	79,331.53	14 %
Account Total:		23,256.98	76,407.80	409,464.00	409,464.00	333,056.20	19 %
Account Group Total:		23,256.98	76,407.80	409,464.00	409,464.00	333,056.20	19 %
Fund Total:		23,256.98	102,611.80	566,688.00	566,688.00	464,076.20	18 %
490000 DEBT SERVICE							
490101	General Obligation Bonds #1	0.00	24,424.00	146,544.00	146,544.00	122,120.00	17 %
610	Principal	0.00	24,424.00	146,544.00	146,544.00	122,120.00	17 %
Account Total:		0.00	24,424.00	146,544.00	146,544.00	122,120.00	17 %
Account Group Total:		0.00	24,424.00	146,544.00	146,544.00	122,120.00	17 %
Fund Total:		0.00	1,780.00	10,680.00	10,680.00	8,900.00	17 %
490102 General Obligation Bonds #2							
610	Principal	0.00	1,780.00	10,680.00	10,680.00	8,900.00	17 %
Account Total:		0.00	1,780.00	10,680.00	10,680.00	8,900.00	17 %
Account Group Total:		0.00	1,780.00	10,680.00	10,680.00	8,900.00	17 %
Fund Total:		0.00	1,780.00	10,680.00	10,680.00	8,900.00	17 %
5510 AMBULANCE							
420000	PUBLIC SAFETY	2,320.83	7,512.75	37,401.00	37,401.00	29,888.25	20 %
420730	Emergency Services Ambulance	10.44	33.81	169.00	169.00	135.19	20 %
100	SALARIES, WAGES,	122.94	368.83	1,990.00	1,990.00	1,621.17	19 %
141	Unemployment Insurance	143.77	465.40	2,318.00	2,318.00	1,852.60	20 %
142	Workers' Compensation	33.62	108.84	542.00	542.00	433.16	20 %
143	Social Security	210.51	681.45	3,307.00	3,307.00	2,625.55	21 %
144	Medicare	35.97	107.97	432.00	432.00	324.03	25 %
147	P.E.R.S.	6.15	18.46	74.00	74.00	55.54	25 %
148	Health Insurance	2,158.63	4,403.77	13,000.00	13,000.00	8,596.23	34 %
151	Supp Life	0.00	0.00	2,000.00	2,000.00	2,000.00	0 %
220	Operating Supplies	277.34	430.52	3,000.00	3,000.00	2,569.48	14 %
230	Repair and Maintenance Supplies	0.00	0.00	300.00	300.00	300.00	0 %
231	Gas, Oil, Diesel Fuel, Grease, etc.	63.81	1,090.54	2,000.00	2,000.00	909.46	55 %
330	Publicity, Subscriptions & Dues	276.25	1,117.18	8,575.00	8,575.00	7,457.82	13 %
340	Utility Services						
350	Professional Services						

Fund Account	Object	Committed Current Month	Committed YTD	Original Appropriation	Current Appropriation	Available Appropriation	Committed
							\$ %
5510 AMBULANCE							
	373 Lodging Costs	950.00	2,850.00	10,450.00	10,450.00	7,600.00	27 %
	380 Training Services	0.00	0.00	5,000.00	5,000.00	5,000.00	0 %
	510 Insurance	0.00	3,001.12	1,500.00	1,500.00	-1,501.12	200 %
	513 Liability	0.00	0.00	600.00	600.00	600.00	0 %
	590 Other Fixed Charges	0.00	0.00	500.00	500.00	500.00	0 %
	805 Refund of Overpayments	0.00	549.60	500.00	500.00	-49.60	110 %
	810 Losses (Bad debt expense - Enterprise	0.00	0.00	500.00	500.00	500.00	0 %
	940 Machinery & Equipment	0.00	0.00	20,000.00	20,000.00	20,000.00	0 %
	Account Total:	6,610.26	22,740.24	114,158.00	114,158.00	91,417.76	20 %
	Account Group Total:	6,610.26	22,740.24	114,158.00	114,158.00	91,417.76	20 %
	Fund Total:	6,610.26	22,740.24	114,158.00	114,158.00	91,417.76	20 %
7120 FIRE RELIEF AGENCY FUND							
420000 PUBLIC SAFETY							
420400 Fire Protection & Control							
540 Special Assessments							
	Account Total:	0.00	0.00	1,950.00	1,950.00	1,950.00	0 %
	Account Group Total:	0.00	0.00	1,950.00	1,950.00	1,950.00	0 %
	Fund Total:	0.00	0.00	1,950.00	1,950.00	1,950.00	0 %
	Grand Total:	88,160.10	286,837.13	3,253,743.00	3,253,743.00	2,966,905.87	9 %

JV NUMBER

Fund	Account	Debit Amount	Credit Amount
JV: UB 911 Billing JV			
5210	122000	25244.26	
5210	343022		25244.26
	Subtotal of Charges for Fund 5210:	25244.26	25244.26
5310	122000	34825.07	
5310	343031		34825.07
	Subtotal of Charges for Fund 5310:	34825.07	34825.07
	Total Debits and Credits:	60069.33	60069.33
Net Charges:	60069.33		

ADJUSTMENTS

For Postdate from 09/01/2023 to 09/30/2023 Ordered by ADJUSTMENT NUMBER from AP and Year 9 - 2023

10:15:21 - 10/02/2023

JOURNAL - Specific
Type

ALL ADJUSTMENT NUMBERS
ALL ACCOUNTS

ADJUSTMENT TYPES: ANNUAL STATE FEE BAD DEBT BAL TRANSFER FROM BAL TRANSFER TO
BILLING CORRECTION DEFERRAL LIEN MANUAL DISTRIBUTE NO ADJUSTMENT
TYPE NSF FEE OVERPAYMENT PAY PLAN PAYMENT CORRECTION PRORATE
CORRECTIONS RE-INSTATE CHARGES RE-READ SERVICE CHARGE TURN OFF
TURN ON TURN ON/OFF WATER LEAK ADJ

Adjustment Number	Customer Name	Account	Route - Meter	Type	Post Date
Description	Service			Amount	
22380	BOULDER SWIMMING POOL	569-00	01-02750		
ADJUSTMENT	WATER			-35.41	09/01/2023
ADJUSTMENT	SEWER			-46.12	09/01/2023
COMMENTS: adjusted pool from full to base rate because closed for the season. rp				Subtotal for Account 569-00 :	-81.53
22381	SMARTNICK, RON AND DAWN	324-00	01-01250		
ADJUSTMENT	WATER			34.16	09/05/2023
ADJUSTMENT	SEWER			47.84	09/05/2023
COMMENTS: Ajusted account since parents check was applied to their account. rp 09/05/2023				Subtotal for Account 324-00 :	82.00
22382	SMARTNICK, RONALD	334-00	01-01040		
ADJUSTMENT	WATER			-34.16	09/05/2023
ADJUSTMENT	SEWER			-47.84	09/05/2023
COMMENTS:				Subtotal for Account 334-00 :	-82.00
22383	WESTLAKE, DORIAN	522-00	01-00700		
ADJUSTMENT (Balance Transfer)	WATER			34.16	09/11/2023
ADJUSTMENT (Balance Transfer)	SEWER			47.84	09/11/2023
COMMENTS:				Subtotal for Account 522-00 :	82.00
22384	MUNDY, MITCH AND PEGGY	522-03	01-00700.01		
ADJUSTMENT (Balance Transfer)	WATER			-34.16	09/11/2023
ADJUSTMENT (Balance Transfer)	SEWER			-47.84	09/11/2023
COMMENTS:				Subtotal for Account 522-03 :	-82.00
Grand Total of Adjustments:					-81.53

AGED BALANCE SUMMARY

For target date 10/02/2023 ordered by Account from 000-00 to 635-00

10:17:36 - 10/02/2023

ALL ACCOUNTS
Primary & Secondary Accounts

SECTIONS: ALL

Service	Balance	Past Due 30+	Past Due 60+	Past Due 90+	Past Due 120+
WATER	29281.22	4304.17	1045.78	308.76	154.22
SEWER	40058.23	5464.20	1116.55	268.54	95.19
STATE FEE					
MISC FEES					
OVERPAYMENT	-2830.35				

Total Balance: 66509.10
Current Balance: 56740.73
Total Past Due 30+: 9768.37
Total Past Due 60+: 2162.33
Total Past Due 90+: 575.30
Total Past Due 120+: 249.41

BLACK MOUNTAIN SOFTWARE CASH RECEIPTING SYSTEM

RECEIPT ITEMS

All collections for Postdate from 09/01/2023 to 09/30/2023

ACCOUNTING

ALL TRANSACTION NUMBERS


CITY OF BOULDER

09:55:48 - 10/02/2023

MISC RECEIPT ITEMS: AMB-COLLEC AMBULANCE COLLECTIONS

BATCHES: ALL

Code	Description	Amount
AMB-COLLEC	AMBULANCE COLLECTIONS	1058.41
Net Cash Receipts:		1058.41



September 6, 2023

City of Boulder,

Pursuant to 13-1-403(4) MCA I hereby declare that it is **not** necessary to hold an election for Ward 1 Councilman or Ward 2 Councilamn for the City of Boulder because the number of candidates who filed is equal to or less than the number of positions to be filled. The Council may cancel the election by resolution.

Tim Graff filed for Ward 1 Councilman (4 year term)

Michael Bear Taylor filed for Ward 2 Councilman (4 year term)

They will be elected by acclamation on November 7, 2023 per a resolution passed by the City of Boulder.

If you have any questions please call me at 225-4020.

Sincerely,

A handwritten signature in cursive script, appearing to read "George King".

Election Administrator

CITY OF BOULDER

**P.O. Box 68
Boulder, MT 59632
(406) 225-3381**

RESOLUTION #2023-13

**A RESOLUTION BY THE CITY COUNCIL OF THE CITY OF BOULDER,
MONTANA DETERMINING THAT A GENERAL ELECTION WILL NOT BE
HELD NOVEMBER 7, 2023.**

WHEREAS: There are no more than two (2) candidates running for any one Municipal office and,

WHEREAS: All candidates for election to Municipal offices are running on a non-partisan ticket and,

WHEREAS: The City Council has received a written determination from the Jefferson County Clerk and Recorder that a general election is not required by law.

THEREFORE:

**IT IS HEREBY RESOLVED BY THE CITY COUNCIL OF THE
CITY OF BOULDER, MONTANA THAT NO GENERAL
ELECTION WILL BE HELD NOVEMBER 7, 2023.**

DATED THIS 16TH DAY OF OCTOBER, 2023

ATTEST:

CITY CLERK

MAYOR

SEAL:

RECORDS DESTRUCTION DOCUMENT (RM88)

NO.

PAGE 1 OF 1 PAGES


1. AGENCY NAME AND DIVISION/PROGRAM:
City of Boulder

2. AGENCY CONTACT:
NAME: Rosemary Perna
PHONE #: 406-225-3081
EMAIL: cityofboulder@cityofbouldermt.com

3. NOTICE OF INTENTION: The schedule records listed in Item 5 are to be disposed of in the manner checked below (specify only one).

- Delete
 Incinerate
 Shred as Classified
 Toss without Restriction
 Other: Explain

4. SUBMITTED BY: I hereby certify that the records to be disposed of are correctly represented below, that any audit requirements or Offer to the State Historical Society Archives has been fully justified, and that further retention is not required for any litigation pending or imminent. *Documentation attached from Historical Society.*

SIGNATURE: 
 NAME AND TITLE: Rosemary Perna, Accounting Assistant
 DATE: 10/12/2023

5. LIST OF RECORD SERIES

NOTE: Attach any inventories or Excel spreadsheets to this form to help validate records destroyed.

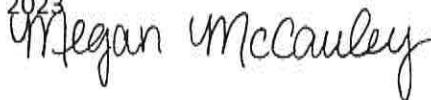
a. Retention Schedule Number	b. Item number listed on Retention Schedule	c. Record Series Title	d. Retention in months/years	e. Inclusive Dates	f. Volume in Cubic Feet	g. Disposition Action and Date completed after Authorization
Schedule 8	PG113 #3	RECEIPTS	5 yrs	FY 2017/2018	<1	Dispose
Schedule 8	PG46 #2	VOIDED/CANCELLED CHECKS	5 yrs	FY 2016/2017	1	Dispose
Schedule 8	PG80 #2	EMPLOYMENT APPLICANT INFORMATION RECORDS	3 Yrs	2020	1	SHRED
Schedule 8	PG78 #15	PERSONELL RECORDS	10 Yrs	2013	1	SHREAD

6. DISPOSAL AUTHORIZATION: Disposal for the above listed records is authorized. Any deletions or modifications are indicated.

Custodian/Records Manager

Name: Megan McCauley
 Date: October 12, 2023

Signature:



7. DISPOSAL CERTIFICATE: The above listed records have been disposed of in the manner and on the date shown in column g.

Name and Title: Rosemary Perna, Accounting Assistant

Signature:

Claim Checks

Check #	Type	Vendor #/Name	Check Amount	Date Issued	Period Redeemed	Claim #	Claim Amount
17348	S	1550 360 OFFICE SOLUTIONS	73.08	10/17/23		CL 978548	73.08
17349	S	1892 373 CONSULTING LLC	1964.92	10/17/23		CL 978591	1964.92
17350	S	1851 ACE HARDWARE	486.04	10/17/23		CL 978567	486.04
17351	S	1388 ANDERSEN, STEPHEN MICHAEL	975.00	10/17/23		CL 978549	975.00
-99770	C	1496 ANNETTE SMITH ELECTRIC, INC.	334.00	10/17/23	10/23	CL 978581	334.00
-99773	C	1875 BOULDER MINE MOTEL	950.00	10/17/23	10/23	CL 978566	950.00
17352	S	155 BOULDER MONITOR	10.00	10/17/23		CL 978554	10.00
17353	S	107 BOULDER POSTMASTER	202.00	10/17/23		CL 978564	202.00
17354	S	1163 BOUND TREE MEDICAL, LLC.	989.08	10/17/23		CL 978572	989.08
17355	S	1891 BUSINESS LICENSE	50.00	10/17/23		CL 978588	50.00
17356	S	568 CHEMICAL MONTANA COMPANY	2719.40	10/17/23		CL 978585	2719.40
-99774	C	12 CITY OF BOULDER	986.88	10/17/23	10/23	CL 978560	986.88
17357	S	1783 CLEARFLY	201.25	10/17/23		CL 978552	201.25
17358	S	1818 CV CLEANING, LLP	261.00	10/17/23		CL 978550	261.00
17359	S	1747 DIS TECHNOLOGIES	396.50	10/17/23		CL 978563	396.50
17360	S	1789 EDWARD J. GUZA P.C.	2435.40	10/17/23		CL 978557	2435.40
17361	S	288 ENERGY LABORATORIES INC	3597.40	10/17/23		CL 978553	3597.40
17362	S	58 GENERAL DISTRIBUTING CO	73.26	10/17/23		CL 978541	73.26
17363	S	413 GIULIO DISPOSAL	154.50	10/17/23		CL 978558	154.50
-99769	C	1758 GREAT WEST ENGINEERING, INC	123.75	10/17/23	10/23	CL 978590	123.75
17364	S	1482 HARDWARE HANK	522.87	10/17/23		CL 978574	522.87
17365	S	56 HEIMAN FIRE EQUIPMENT	2200.00	10/17/23		CL 978570	2200.00
17366	S	1722 JEFFERSON COUNTY	190000.00	10/17/23		CL 978579	190000.00
-99775	C	665 L & P GROCERY, INC.	42.17	10/17/23	10/23	CL 978559	42.17

Claim Checks

Check #	Type	Vendor #/Name	Check Amount	Date Issued	Period Redemmed	Claim #	Claim Amount
17367	S	1031 LANSON PRODUCTS, INC.	88.83	10/17/23		CL 978575	88.83
17368	S	1730 MASTERCARD	2391.78	10/17/23		CL 978568	2391.78
17369	S	1551 MMIA-EMPLOYEE BENEFITS	41.15	10/17/23		CL 978540	41.15
17370	S	452 MONTANA BROOM AND BRUSH	53.51	10/17/23		CL 978573	53.51
17371	S	1117 MONTANA INTERNET CORP.	1000.00	10/17/23		CL 978544	1000.00
-99768	C	764 MORRISON-MAIERLE, INC.	10225.00	10/17/23	10/23	CL 978592	10225.00
17372	S	1878 MOUNTAIN ALARM	58.00	10/17/23		CL 978565	58.00
17373	S	1796 NAPA AUTO PARTS	81.09	10/17/23		CL 978583	81.09
-99772	C	1805 NORMONT	1290.00	10/17/23	10/23	CL 978569	1290.00
17374	S	421 NORTHWEST PIPE FITTINGS, INC.	2923.86	10/17/23		CL 978587	2923.86
17375	S	725 NORTHWESTERN ENERGY	6816.17	10/17/23		CL 978556	6816.17
17376	S	1772 P-PODS /SWEET PEA SEWER & SEPTIC	800.00	10/17/23		CL 978547	800.00
17377	S	1024 PITNEY BOWES INC.	107.88	10/17/23		CL 978571	107.88
17378	S	1850 POSTMASTER	310.00	10/17/23		CL 978586	310.00
17379	S	560 RESERVE ACCOUNT-PITNEY BOWES	400.00	10/17/23		CL 978577	400.00
17380	S	1564 ROCKY MOUNTAIN PRINT SOLUTIONS	101.12	10/17/23		CL 978584	101.12
17381	S	1445 SOLE STONE REIMBURSEMENT HEALTHCARE BILL	84.67	10/17/23		CL 978542	84.67
-99771	C	1879 SPRYKER SALES, LLC	1875.90	10/17/23	10/23	CL 978576	1875.90
17382	S	1809 SUDDUTH LAW PLLC	379.20	10/17/23		CL 978589	379.20
17383	S	1138 T&E THE CAT RENTAL STORE	41.86	10/17/23		CL 978580	41.86
17384	S	1890 THE LAW OFFICE OF SAM MARTIN, LLC	2878.50	10/17/23		CL 978582	2878.50
-99776	C	372 Utilities Underground Loc. Ctr.	10.99	10/17/23	10/23	CL 978546	10.99
17385	S	498 VERIZON WIRELESS	262.54	10/17/23		CL 978562	262.54
17386	S	403 Wright Express/MEX BANK	1628.05	10/17/23		CL 978545	1628.05

Total for Claim Checks
Count for Claim Checks

243598.60
48

Total Regular Check #s 17348 → 17386 = \$227,759.91
Total ACH #s 99768 → 99776 = \$15,838.69

* denotes missing check number(s)